

# MarvinSketch

---

ARI MYLLYVIITA FM

ARI.MYLLYVIITA@HELSINKI.FI

KEMIAN JA MATEMATIIKAN LEHTORI

HELSINGIN YLIOPISTON VIIKIN NORMAALIKOULU

# Sisältö

---

1. Lataaminen
2. Asentaminen
3. Lisenssikuvio
4. ... Ohjeet
5. ... Ohjelman käyttö

KYSELY:

<https://peda.net/p/myllyviita/marvinsketch/tutkimus>



# Marvin

A full featured chemical editor for making science accessible

Marvin runs smoothly on desktops allowing you to import, draw, edit and publish your daily chemistry workflows. Marvin allows users to quickly draw molecules with the interface and advanced functionalities, such as: sprout drawing, customisable shortcuts, abbreviated groups, default and user-defined templates and context-sensitive popup menus.

## DISCOUNTED LICENSES

Academic and non-profit scientific communities have always been supported by ChemAxon via free or discounted software solutions, as well as

### Free tools for chemical drawing and calculations

**Chemicalize** provides a variety of physico-chemical calculations, predictions, chemical drawing and name-structure conversion online service. If you prefer a desktop tool, you can use **Marvin**, an advanced chemical editor, which supports publication-quality drawings, physico-chemical calculations and name-structure conversion.

The free version of Marvin is for non-commercial, internal use only.



### Academic License for Teaching or Research

This option is yours if you've checked the drawing, calculation and naming functionalities of **Chemicalize** and **Marvin**, yet you need a more sophisticated and complex software solution. To apply, you must be affiliated with an educational institution that grants academic degrees, and you are allowed to run non-commercial research only. If you receive money from a 3rd party (company or government), please scroll down to read more about discounts for you. The Academic License is valid for 2 years, including the new product versions released until expiry. This period might be extended if you publish a scientific paper where ChemAxon is cited. [Read more about the conditions.](#)

**Please note that your request will be queued in our system, and we might get back with an answer to you after several working days.**

APPLY FOR LICENSE

## Get started instantly

For drawing, calculations or bi-directional name to structure conversion you might not even need the Academic License.

### Chemicalize

Calculate properties, draw, extract chemical data online

TRY ONLINE NOW

### Marvin

THE chemical editor on desktop; free for non-commercial use

DOWNLOAD NOW

## Academic License for Teaching or Research

To apply you must be affiliated with an educational institution that grants academic degrees, and you are allowed to run non-commercial research only ([more about conditions](#)). If you receive money from a 3rd party (company or government) the [following conditions apply](#) to you. The Academic License is valid for 2 years, including the new product versions released until expiry. This period can be extended if you publish a scientific paper where ChemAxon is cited.

**Please note that your request will be queued in our system, and we might get back with an answer to you after several working days.**

APPLY NOW

# Lataaminen

---

## Lataaminen

---

- ❖ Ohjelman voi **ladata osoitteesta:**  
<https://www.chemaxon.com/products/marvin/marvinsketch/>
- ❖ **Opettaja:** Akateeminen lisenssi, opettajien kannattaa rekisteöityä ja hakea oppilaitos-lisenssin (tsekkaus vie muutaman päivän)
- ❖ **Kaikki:** Varmista, toimiiko laitteessa 64-bittinen vai 32-bittinen versio (jos 64-versio ei toimi, kokeile 32-versiota)
- ❖ **Marvin Sketch** on koneelle asennettava ohjelma, **Marvin JS** on selaimessa toimiva ohjelma (kuten MolView), kyseisen työkalu on upotettu useaan palveluun, sen voi asentaa jopa omille www-sivuille



# Marvin

A full featured chemical editor for making science accessible

Marvin runs smoothly on desktops allowing you to import, draw, edit and publish your daily chemistry workflows. Marvin allows users to quickly draw molecules with the interface and advanced functionalities, such as: sprout drawing, customisable shortcuts, abbreviated groups, default and user-defined templates and context-sensitive popup menus.

PLAY VIDEO



OVERVIEW

FEATURES

RESOURCES

DOWNLOAD

## Create and Design

Marvin features an extensive set of functionalities to enable fast and accurate drawing of discrete chemical compounds, Markush structures, reactions and query molecules. Furthermore, these functionalities have built-in structure and valence checkers to provide guidance, and integrated property calculators to pull live instant results - upon your request. Not only is Marvin capable of drawing general organic

The screenshot shows the Marvin software interface. At the top, there's a window title bar with the text "[Did You Know Series Part 1] MarvinSket...". Below the title bar, there's a search bar with the text "I want to be dextrorotator". The main area displays the chemical structure of ibuprofen, which is a chiral molecule with a carboxylic acid group and a chiral center. The name "ibuprofen" is written next to the structure. A play button icon is visible on the right side of the screenshot.

# DOWNLOAD MARVIN

Version 17.28.0

[DOWNLOAD LATEST FOR WINDOWS \(64 BIT\)](#)

By downloading, you automatically accept our [End User License Agreement](#). Read more about the [upcoming changes in EULA](#).



## Switch to Java8

Please note that from version 17.29.0 our tools run on Java8. Read more about these changes [here](#).

### Windows

Includes Marvin desktop applications, API, examples, documentation.

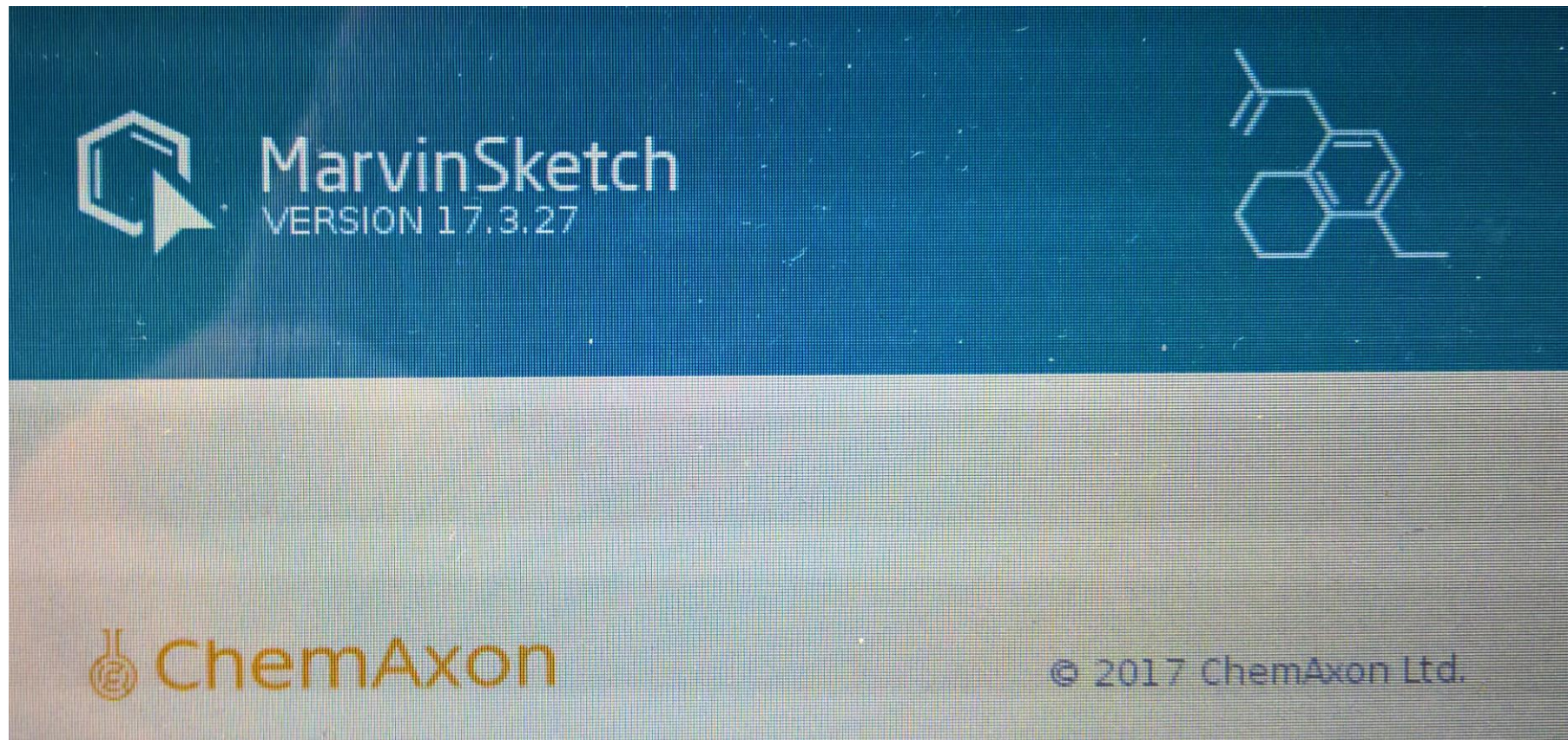
[DOWNLOAD 64 BIT](#)

[DOWNLOAD 32 BIT](#)

[DOWNLOAD 32 BIT + OLE SUPPORT](#)

### Mac OS X





Jakelussa oleva tuorein versio on 18.5.0

# Kirjaudu järjestelmään ennen lataamista

JOS ET OLE VIELÄ  
REKISTERÖITYNYT

**ChemAxon** PASS

LOG IN TO CONTINUE  
**CHEMAXON WEBSITE**

anselmi.myllyviita@viikinnormaalikoulu.fi

.....

Stay logged in [Forgot password?](#)

**LOG IN**

or  
Not a member yet? [Sign up now.](#)

## Kirjaudu tai rekisteröidy



LOG IN TO CONTINUE

**CHEMAXON.COM**

EMAIL

PASSWORD

Stay logged in

[Forgot password?](#)

**LOG IN**

or

Not a member yet? [Sign up now.](#)

## Create Your ChemAxon Pass

EMAIL

FIRST NAME

LAST NAME

INSTITUTION

PHONE (OPTIONAL)

COUNTRY

Finland

STATE (IF FROM US)

POSITION

I've read and agree to the [Terms of Use](#),  
[Privacy Policy](#) and [End User License Agreement \(EULA\)](#)



En ole robotti



reCAPTCHA  
Tietosuojaa - Ehdot

REGISTER

## Marvin

THE chemical editor on desk

[LEARN MORE](#) [DOWNLO](#)

## DOWNLOAD MARVIN

Version 18.5.0

[DOWNLOAD LATEST FOR WINDOWS \(64 BIT\)](#)By downloading, you automatically accept our [End User License Agreement](#).

## Switch to Java8

Please note that from version 17.29.0 our tools run on Java8. Read more about these changes [here](#).

## Windows

Includes Marvin desktop applications, API, examples, documentation.

[DOWNLOAD 64 BIT](#)[DOWNLOAD 32 BIT](#)[DOWNLOAD 32 BIT + OLE SUPPORT](#)

HUOM!  
Valitse  
oikea  
bittisyys

 ChemAxon PASSCHECK YOUR E-MAILS

You have successfully created your ChemAxon Pass, but we need you to verify your e-mail address.

To complete your registration, please check your e-mails and click on the activation link inside.

If you have not received it yet, first check your junk or spam folder, otherwise please drop an e-mail to [website-support@chemaxon.com](mailto:website-support@chemaxon.com)

 ChemAxon PASSYOUR PASS IS READY TO USE

You have successfully activated your ChemAxon Pass.

You may continue exploring ChemAxon at:

- [ChemAxon Website](#)
- [ChemAxon Support Tickets](#)
- [Chemicalize - Instant Cheminformatics Solutions](#)

## Welcome to ChemAxon

ChemAxon Pass <[pass@chemaxon.com](mailto:pass@chemaxon.com)>

Tänään, 23:26

Anselmi Myllyviita ✉



Vastaa kaikille | ▾

Dear Anselmi,

Thank you for registering to ChemAxon.

In order to activate your account, please click on the button below.

[ACTIVATE MY ACCOUNT](#)

If the button does not show, you can also visit the the following link to activate: <https://pass.chemaxon.com/activate/anselmi.myllyviita@viikinnormaalikoulu.fi/8902c1b58b92d51647ccf686b641bb0ae46090f45df8faca0d14e0a027e33498>

Should you have any technical difficulties, please do not hesitate to drop a line to the [website-support@chemaxon.com](mailto:website-support@chemaxon.com).

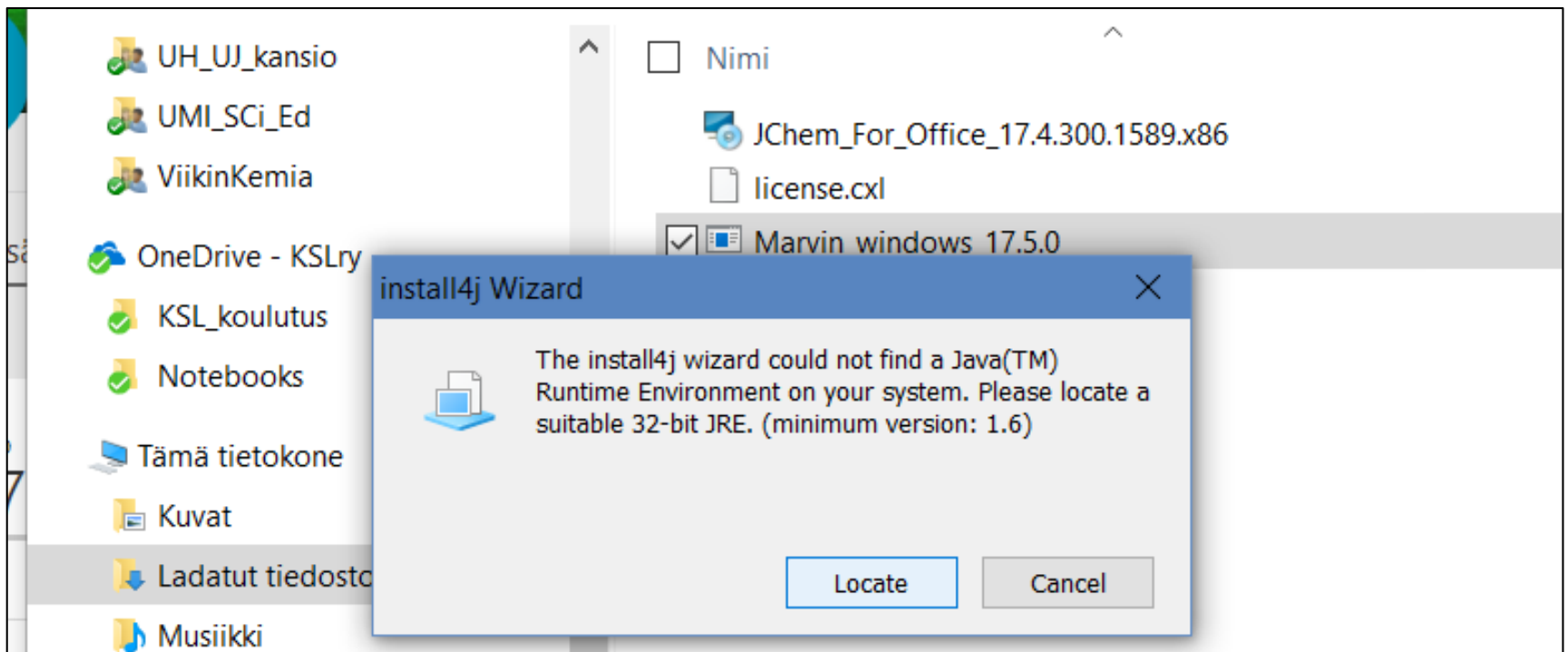
Best regards,

The ChemAxon team

# Asentaminen

---

# Asennuksen yhteydessä tarkistetaan Javan olemassaolo





## Javan asennus (asennus vaatii admin –oikeudet)

Search: java runtime environment

WWW Kuvat Uutiset

2 270 000 TULOSTA Kieli ▾ Alue ▾

**JAVA-ohjelmistokehitystä | observis.fi**  
Mainos · [observis.fi](#)  
Vaativat asiakaskohtaiset java- palvelut meiltä toimitu

**Download Free Java Software**  
<https://java.com/en/download>  
This page is your source to download or update your Environment (JRE, Java Runtime), also known as t

**Java SE Runtime Environment 8 Down**  
[www.oracle.com/technetwork/java/javase/downloads](http://www.oracle.com/technetwork/java/javase/downloads)  
Java SE Runtime Environment 8 Downloads. Do yo  
do you want to develop Java programs? If you want t



The screenshot shows the Java website's download page. At the top, there is a red navigation bar with the Java logo, a search box, and links for 'Download' and 'Help'. The main content area features a large red button labeled 'Free Java Download'. Below this, there is a section titled 'Free Java Download' with the text 'Download Java for your desktop computer now!' and 'Version 8 Update 131' with a release date of April 18, 2017. A sidebar on the left contains links for 'All Java Downloads', 'Report an issue', and 'Why am I always redirected to this page when visiting a page with a Java app?'. At the bottom, there is a section titled 'Why download Java?' explaining the security benefits of the latest version.

Search

Download Help

**Free Java Download**

Download Java for your desktop computer now!

**Version 8 Update 131**  
Release date April 18, 2017

**Free Java Download**

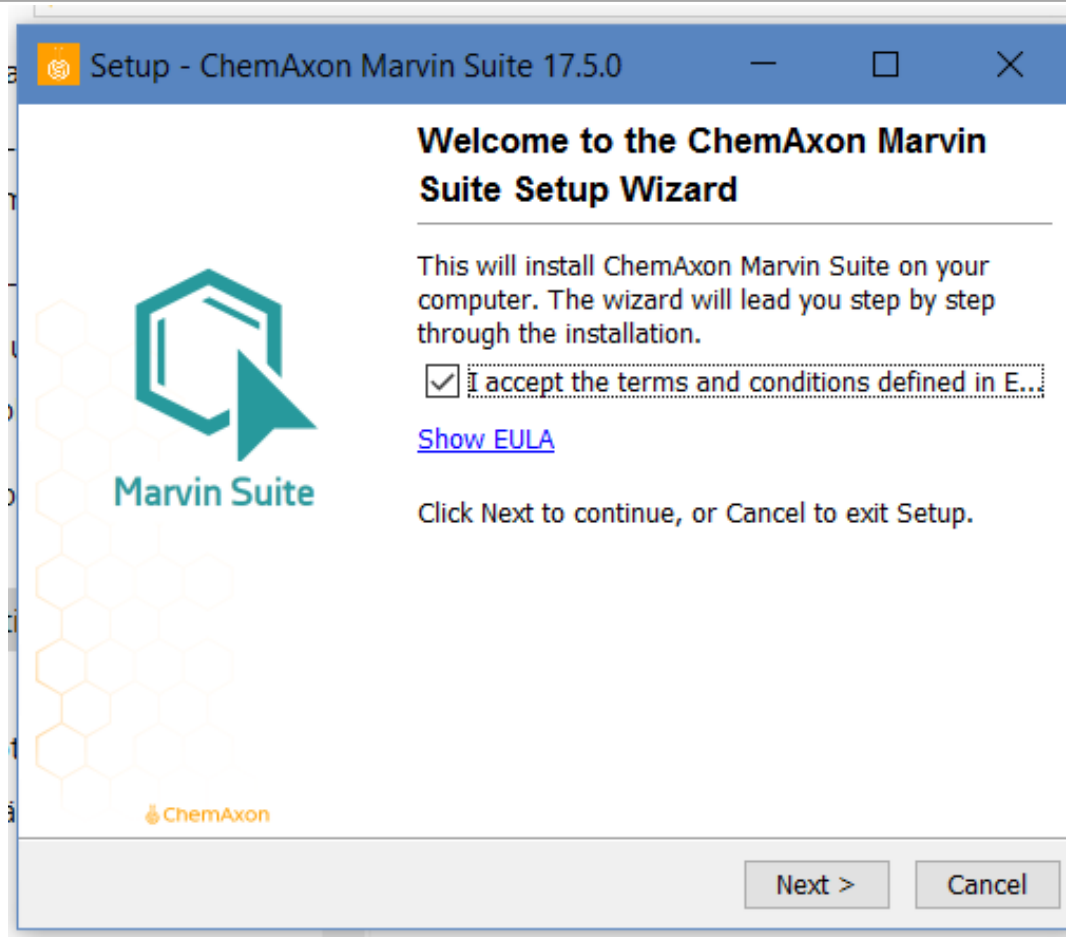
» [What is Java?](#) » [Do I have Java?](#) » [Need Help?](#)

**Why download Java?**

Java technology allows you to work and play in a secure computing environment. Upgrading to the latest Java version improves the security of your system, as older versions do not include the latest security updates.

# Marvin Suite -asennus

Kun Java-asennus on hoidettu, käynnistetään (Ladattut kansioista) Marvin –ohjelman asennus



The image displays three overlapping windows from the ChemAxon Marvin Suite 17.5.0 installation wizard. The top-left window, titled "Setup - ChemAxon Marvin Suite 17.5.0", shows the "Select Installation Type" screen. It asks "Which type of installation should be performed?" and provides two options: "Standard installation" (selected) and "Custom installation". The "Standard installation" option is described as installing all components for regular usage, while the "Custom installation" option allows for customizing components. The top-right window, also titled "Setup - ChemAxon Marvin Suite 17.5.0", shows the "Installing" screen. It displays a progress bar and the text "Extracting files ... lib\calculations-elemanal-master-6729.jar". The bottom window, titled "Setup - ChemAxon Marvin Suite 17.5.0", shows the "Completing the ChemAxon Marvin Suite Setup Wizard" screen. It features the Marvin Suite logo and text stating that the installation is complete and that the application can be launched by selecting the installed icons. A blue arrow points from the Marvin Suite logo in this window to the desktop icons on the right. The desktop background is blue and contains icons for "Roskakori", "Tämä tietokone", "MarvinSketch", and "MarvinView". The ChemAxon logo is visible at the bottom of the bottom window.

**Select Installation Type**  
Which type of installation should be performed?

Select the type of installation that you want to perform. Click Next when you are ready to continue.

- Standard installation**  
All components required for regular usage are installed. Some rarely used components are not installed in order to save space.
- Custom installation**  
In the next step you can customize the components installed. The initial selection is set to the standard installation.

**Installing**  
Please wait while Setup installs ChemAxon Marvin Suite on your computer.

Extracting files ...  
lib\calculations-elemanal-master-6729.jar

**Completing the ChemAxon Marvin Suite Setup Wizard**

Setup has finished installing ChemAxon Marvin Suite on your computer. The application may be launched by selecting the installed icons.

Click Finish to exit Setup.

Marvin Suite

ChemAxon

Finish

Roskakori  
Tämä tietokone  
MarvinSketch  
MarvinView

File Edit View Insert Atom Bond Structure Calculations Services Help

The screenshot displays the MarvinSketch software interface. At the top, a menu bar includes 'File', 'Edit', 'View', 'Insert', 'Atom', 'Bond', 'Structure', 'Calculations', 'Services', and 'Help'. Below the menu bar is a toolbar with icons for selection, erasing, undo, redo, cut, copy, paste, and zoom, along with a '100%' zoom level indicator and a help icon. The main workspace is a large white area. On the left side, there is a vertical toolbar with icons for drawing lines, zig-zag lines, curves, dashed lines, text, and various chemical structures. On the right side, there is a vertical toolbar with a grid icon and a list of chemical elements: H, C, N, O, S, F, P, Cl, Br, and I. At the bottom, there is a horizontal toolbar with icons for drawing rings (cyclopentane, pyrrolidine, cyclopentane, cyclohexane, benzene, naphthalene) and a '2D' button. The interface is clean and professional, typical of a scientific software application.

# Lisenssikuvio

---



## Academic License for Teaching or Research

This option is yours if you've checked the drawing, calculation and naming functionalities of [Chemicalize](#) and [Marvin](#), yet you need a more sophisticated and complex software solution. To apply, you must be affiliated with an educational institution that grants academic degrees, and you are allowed to run non-commercial research only. If you receive money from a 3rd party (company or government), please scroll down to read more about discounts for you. The Academic License is valid for 2 years, including the new product versions released until expiry. This period might be extended if you publish a scientific paper where ChemAxon is cited. [Read more about the conditions.](#)

**Please note that your request will be queued in our system, and we might get back with an answer to you after several working days.**

APPLY FOR LICENSE

# DISCOUNTED LICENSES

Academic and non-profit scientific communities have always been supported by ChemAxon via free or discounted software solutions, as well as we are offering custom tailored options for startups and research institutes.

## Free tools for chemical drawing and calculations

**Chemicalize** provides a variety of physico-chemical calculations and properties, chemical drawing and name - structure conversion as an online service. If you prefer a desktop tool, you can use **Marvin** - our advanced chemical editor - offers quality publication drawings, physico-chemical calculations and name - structure conversion too.

**The free version of Marvin is for non-commercial, individual users only.**

The screenshot displays the Marvin software interface. On the left, a chemical structure of a substituted benzene ring is shown. The main window is divided into several panels:

- Basic properties:**
  - Input: CC(=O)c1ccc(O)cc1
  - Molar mass: 150.151 g/mol
  - Exact mass: 150.0931 g/mol
  - Formula: C<sub>8</sub>H<sub>8</sub>O<sub>2</sub>
  - Composition: C (80.07%), H (5.34%), O (14.59%)
  - Lipinski's rule of five:
- Structural properties:**
  - Atom count: 21
  - Heavy atom count: 13
  - Aromatic atom count: 6
  - Rotatable bond count: 1
  - Ring count: 1
  - Aromatic ring count: 1
  - Hetero ring count: 0
- Hydrogen bond:**
  - Hydrogen bond acceptor: 2
  - Hydrogen bond donor: 1
- Topological:**
  - Molar refractivity: 44.43 cm<sup>3</sup>/mol
  - Polarizability: 17.21 Å<sup>3</sup>

On the right, there is a drawing toolbar and a preview window showing the chemical structure being drawn.

[TRY CHEMICALIZE ONLINE](#)   [DOWNLOAD MARVIN](#)

# Rekisteröi- tyminen

**My Academic License**

1. Conditions 2. You 3. Academic organisation

About the applicant

First name (\*)  
Ari

Last name (\*)  
Myllyviita

Your academic email address (\*) (Please use your institutional e-mail)  
ari.myllyviita@helsinki.fi

Occupation / Position (\*)  
Lecturer, Chemistry and Mathematics

Telephone number (\*)  
+358 50 3199411

Previous

**My Academic License**

1. Conditions 2. You 3. Academic organisation 4. Use of software 5. Software implementations 6. Cited publications

Update application

About the use of the software

ChemAxon provides free licenses for academic teaching and/or research. Please select the license(s) you require: (\*)

**Academic Teaching**  
This license covers the applicant and all undergraduates in the applicant's department for academic teaching purposes. The license is valid for 2 years and can be obtained by individual professors/lecturers/teachers. Upon expiry, you can reapply for the license by revisiting and updating this application form.

I require a teaching license

**Academic Research**  
This is a personal license for non-commercial academic research, which can be obtained by researchers and students with academic affiliation. The license is valid for 2 years and can be extended by updating this application form and uploading a scientific article citing ChemAxon or its products.

I require a research license

Please give a brief description of your research and/or teaching aims. Please include all aspects of usage and use English language only. (Maximum 2000 characters) (\*)

I'm chemistry teacher of our school. Mainly teaching high school student (upper secondary school).

Previous Next



# Kirjautumisen jälkeen

[PRODUCTS](#)[SUPPORT](#)[COMPANY](#)[ari.myllyviita@helsinki.fi](#)[My Profile](#)[My Licenses](#)[Log out](#)

## DOWNLOAD MARVIN

Version 17.28.0

### Ari Myllyviita

ari.myllyviita@helsinki.fi

[PROFILE](#)[LICENSES](#)

### Active Licenses

Valid Until	Type	Comment	
Apr 4, 2019	Academic Teaching	academic teaching license	<a href="#">DOWNLOAD</a>

# Ari Myllyviita

ari.myllyviita@helsinki.fi

PROFILE

LICENSES

## Active Licenses

Lataa tiedosto omalle koneelle ja jaa se oppilaille koulun verkossa

Valid Until	Type	Comment	
Apr 4, 2019	Academic Teaching	academic teaching license	DOWNLOAD

Mitä haluat tehdä seuraavalle license.cxl (22.1 kt)?  
accounts.chemaxon.com

Avaa Tallenna ^ Peruuta ×

Mitä haluat tehdä seuraavalle license.cxl (22.1 kt)?  
accounts.chemaxon.com

Avaa Tallenna ^

## Lisenssin asentaminen

MarvinSketch 17.4.3

File Edit View Insert Atom Bond Structure Calculations Services Help

- Help Contents
- Licenses...
- About MarvinSketch

Tiedosto asennetaan kohdasta  
Help | Licenses ...

ChemAxon License Manager

Install license file

- License overview
- Product license details
- Help
  - ChemAxon licensing
  - ChemAxon products
  - Request license
  - Getting help
  - Installing licenses
  - Frequently asked questions
- Create report

### License overview

Default license file location: C:\Users\arimy\chemaxon\license.cxl

Maximum Search/Minute:

Licenses are read from: C:\Users\arimy\chemaxon\lic

Software	Sta...	License Term	Licensee	E
Marvin Applets	Vali d	Academic Teaching	The Universi	2 0
Marvin Beans	Vali d	Academic Teaching	The Universi	2 0

# AEEF Licenssin hyväksyminen (asentaminen)

## Install license file

Please enter the location of the license file or press the Browse button to select path from the file system.

**After specifying the path, press the Install button.**

License file:

If your e-mail client supports drag and drop of attachments, you can drag the license file you received by e-mail to this dialog.

The following licenses

Hae (Browse...) tiedosto omalta koneelta. Ja asenna (install) se.

Software

- Install license file
- License overview
- Product license details
- Help
  - ChemAxon licensing
  - ChemAxon products
  - Request license
  - Getting help
  - Installing licenses
  - Frequently asked questions
  - Create report

## Install license file

Please enter the location of the license file or press the Browse button to select path from the file system.

**After specifying the path, press the Install button.**

License file:

If your e-mail client supports drag and drop of attachments, you can drag the license file you received by e-mail to this dialog.

The following licenses will be installed by pressing the Install button:

Software    St...    License ...    Licensee    Expiratio...    Support ...    R

Open

Look in:

Viimeisim...

ChemAxon License Manager

Install license file

Please enter the location of the license file or press the Browse button to select path from the file system.

**After specifying the path, press the Install button.**

License file:

If your e-mail client supports drag and drop of attachments, you can drag the license file you received by e-mail to this dialog.

The following licenses will be installed by pressing the Install button:

Software	Status	License ...	Licensee	Expiratio...	Support ...	Restriction	Number of ...	Comment
Marvin Applets	To be installed	Academic Teaching	The Universi	2019-04-04	2019-04-04	Server Use: Not Allowed	Unlimited	academic teaching
Marvin Beans	To be installed	Academic Teaching	The Universi	2019-04-04	2019-04-04	Server Use: Not Allowed	Unlimited	academic teaching
Instant JChem	To be installed	Academic Teaching	The Universi	2019-04-04	2019-04-04	B/S/P/E: Standard Server Use: Not Allowed	Unlimited	academic teaching
JChem Base	To be installed	Academic Teaching	The Universi	2019-04-04	2019-04-04	Search/Min: Unlimited Server Use: Not Allowed	Unlimited	academic teaching
Standardizer	To be installed	Academic Teaching	The Universi	2019-04-04	2019-04-04	B/S/P/E: Standard Server Use: Not Allowed	Unlimited	academic teaching
Screen	To be installed	Academic Teaching	The Universi	2019-04-04	2019-04-04	Server Use: Not Allowed	Unlimited	academic teaching
Reactor	To be installed	Academic Teaching	The Universi	2019-04-04	2019-04-04	Server Use: Not Allowed	Unlimited	academic teaching
JKluster	To be installed	Academic Teaching	The Universi	2019-04-04	2019-04-04	B/S/P/E: Standard Server Use: Not Allowed	Unlimited	academic teaching
Metabolizer	To be installed	Academic Teaching	The Universi	2019-04-04	2019-04-04	Server Use: Not Allowed	Unlimited	academic teaching

Asentamisen jälkeen:

The screenshot shows the MarvinSketch 17.5 software interface. The main window has a menu bar (File, Edit, View, Insert, Atom, Bond, Structure, Calculations, Services, Help) and a toolbar with various drawing tools. A vertical toolbar on the left contains icons for drawing atoms and rings. A vertical toolbar on the right contains element symbols (H, C, N, O, S, F, P, Cl, Br, I). At the bottom, there are icons for 2D and 3D views and a set of ring templates.

An "About Marvinsketch" dialog box is open in the center, displaying the following information:

**MarvinSketch**

<b>Product Version:</b>	MarvinSketch 17.5.0
<b>Build Date:</b>	2017-04-18
<b>Internal build id:</b>	17.5.0-6729
<b>Operating System:</b>	x86 Windows 10 10.0
<b>Character encoding:</b>	windows-1252
<b>Java:</b>	Oracle Corporation Java 1.8.0_131
<b>Memory:</b>	247,5M maximum, 38,3M total, 11,1M free
<b>Environment:</b>	Application
<b>Browser:</b>	-

Copyright © 1998-2017 ChemAxon Ltd.  
<http://www.chemaxon.com>

Close

ChemAxon		PRODUCTS	SUPPORT	COMPANY	🔍	👤
📁	17.28.0	-				2017-11-09 10:21:21
📁	17.29.0	-				2017-12-08 11:58:26
📁	17.3.13.0	-				2017-03-21 16:57:25
📁	17.3.27.0	-				2017-03-29 14:30:37
📁	17.4.3.0	-				2017-04-06 15:40:17
📁	17.5.0	-				2017-04-20 19:29:40
📁	17.6.0	-				2017-04-26 15:14:18
📁	17.7.0	-				2017-05-05 17:09:55
📁	17.8.0	-				2017-05-09 12:40:11
📁	17.9.0	-				2017-05-26 16:49:32
📁	18.1.0	-				2018-01-12 11:28:51
📁	18.2.0	-				2018-01-18 14:11:58
📁	18.3.0	-				2018-01-30 14:45:41
📁	18.4.0	-				2018-02-13 17:33:29
📁	18.5.0	-				2018-02-27 20:54:01

## Ohjeet yms.

---

[HTTPS://DOCS.CHEMAXON.COM/DISPLAY/DOCS/MARVINSKETCH+USER%27S+GUIDE](https://docs.chemaxon.com/display/docs/marvinsketch+user%27s+guide)

# MarvinSketch –ohjeet 1

Pages

## Documentation

Created by Unknown User (jvasco), last modified by Nikolett Minala on Apr 06, 2017

Welcome to ChemAxon's documentation home page! We provide here documentation for our products. If you still have a question please create a ticket in our [Support Ticket System](#).

✔ **Are you looking for other versions?**  
[Select other version...](#)

<b>DESKTOP AND WEB APPLICATIONS</b> <ul style="list-style-type: none"><li>› <a href="#">Compliance Checker</a></li><li>› <a href="#">Plexus Suite</a></li><li>› <a href="#">JChem for Office</a></li><li>› <a href="#">Instant JChem</a></li><li>› <a href="#">Marvin Sketch</a></li><li>› <a href="#">Marvin View</a></li><li>› <a href="#">Marvin JS</a></li></ul>	<b>DISCOVERY TOOLKIT</b> <ul style="list-style-type: none"><li>› <a href="#">Calculator Plugins</a></li><li>› <a href="#">JKlustor</a></li><li>› <a href="#">Reactor</a></li><li>› <a href="#">Screen</a></li></ul> <b>IT PLATFORM TOOLKIT</b> <ul style="list-style-type: none"><li>› <a href="#">Compound Registration</a></li><li>› <a href="#">JChem Base</a></li></ul>	<b>MARKUSH IP</b> <ul style="list-style-type: none"><li>› <a href="#">Markush Editor</a></li><li>› <a href="#">ChemCurator</a></li></ul> <b>CROSS PRODUCT</b> <ul style="list-style-type: none"><li>› <a href="#">Licensing</a></li><li>› <a href="#">File Formats</a></li><li>› <a href="#">General Documentation</a></li><li>› <a href="#">Chemical Fingerprints</a></li></ul>
--	---	--

com), you agree to our use of cookies to enhance your experience. See our [Privacy Policy](#). [GOT IT](#)



# MarvinSketch –ohjeet 2

her versions ▾

Pages / Documentation

## MarvinSketch

Created by Dora Barna, last modified by Nikolett Mihala on Aug 11, 2016

## MarvinSketch User's Guide

Created by Dora Barna, last modified by Nikolett Mihala on Jul 11, 2016

### Getting started

- Start to draw in MarvinSketch
- Select
- Delete
- Move / Rotate / Zoom / Scale
- Tricks and Tips

### MarvinSketch Graphical User interface

- Canvas
- Menus of MarvinSketch
- Toolbars of MarvinSketch
- Pop-up Menus of MarvinSketch
- Status bar of MarvinSketch
- Dialogs of MarvinSketch
- Shortcuts of MarvinSketch
- Customizing MarvinSketch GUI

### Working in MarvinSketch

- Structure Display Options
  - Customizing structure drawing styles
    - Drawing settings
    - Drawing styles
  - Structure Display
  - Colors
  - Implicit/Explicit Hydrogens
  - Displaying the label of carbon atoms
  - Error Highlighting in MarvinSketch
  - Saving Display Options
- Basic Editing
  - Selecting a Structure
  - Copy-Paste and Drag&Drop
  - Geometric transformation of

### Marvin OLE User's Guide

- Install and Uninstall
- How to Use
- Customize Marvin OLE editing mode
- Redirecting other Vendors' OLE objects to Marvin OLE
- Logging
- Troubleshooting and Administration
- Known Issues

### Additional information

- Calculator Plugins
- File formats in Marvin
- Name to Structure
- Scientific Background
- Structure Checker
- Structure to Name

MarvinSketch User's Guide