



# HOME SWEET HOME



Scan to review worksheet

Expemo code:  
15ED-R11C-NZTU

## 1 Warm up

Match the words and pictures of furniture that you have in your home.

a chair  
an armchair

a desk  
a table

a lamp  
a wardrobe

a mirror  
shelves




1. \_\_\_\_\_

2. \_\_\_\_\_

3. \_\_\_\_\_

4. \_\_\_\_\_



5. \_\_\_\_\_

6. \_\_\_\_\_

7. \_\_\_\_\_

8. \_\_\_\_\_

Which thing(s) do you ...

sit on?

keep things in or  
on?

do your  
homework at?

use at night?

use to get ready  
in the morning?



## 2 Listening




Listen to Andy's house tour and write the furniture he talks about in order, 1-8.

furniture	room
1.	
2.	
3.	
4.	
5.	
6.	
7.	
8.	

Listen again and write the name of the room next to the furniture.

Look at the picture of Andy's house. Which other rooms have lamps, armchairs and shelves?





## 3

**Language point**

Study the sentences below.

- **There are** two armchairs in this room.
- **There is** also a lamp because I like to read in the evenings.

We use **there is/there are** to say something exists in a place. Cross out the incorrect answers about the sentences:

1. We use **there is/there are** with singular nouns.
2. We use **there is/there are** with plural nouns.

We can make questions and short answers like this:

- **Is there** a lamp in the kitchen? **Yes, there is.** / **No, there isn't.**
- **Are there** shelves in the living room? **Yes, there are.** / **No, there aren't.**

We also often use **preposition phrases** with **there is/are** to explain where something is:

- There is a mirror **in** the room **next to** the bed.
- There are shelves **on the right/left**.
- There is a table **behind/in front of** the sofa.

We usually make a contraction with the singular form when we speak - *There's a chair*. We cannot make contractions with the plural form. (We don't say: *There're shelves*.)

We usually make contractions for short negative answers: *No, there isn't*. We cannot make a contraction for a short positive answer - *Yes, there is*. (We don't say: *Yes, there's*.)

Read all the sentences out loud. Pay attention to the pronunciation.



## 4

## Practice



Read what Andy said on his house tour and write the missing words. You can look at the picture to help. Listen again to check your answers.

Hello, I'm Andy and I'd like to show you my house. Please come in! Let's start in the living room. There \_\_\_\_\_<sup>1</sup> two armchairs in this room - I always sit in this one and my wife sits in that one. \_\_\_\_\_<sup>2</sup> is also a lamp because I like to read in the evenings. This is the kitchen and we also use it as a \_\_\_\_\_<sup>3</sup>. There is a big table here in \_\_\_\_\_<sup>4</sup> of the window. There are two chairs as well. Now let's go to the \_\_\_\_\_<sup>5</sup>. My wife is a lawyer and she works from home. There \_\_\_\_\_<sup>6</sup> a big desk for her computer and \_\_\_\_\_<sup>7</sup> the desk there are \_\_\_\_\_<sup>8</sup> where she keeps her books and papers. Finally, I'll show you our bedroom. \_\_\_\_\_<sup>9</sup> to the bed there is a mirror and \_\_\_\_\_<sup>10</sup> the right there is space for our clothes in a big wardrobe.



## 5

## Speaking

Work in A/B pairs to practise the vocabulary and grammar from this lesson in a picture dictation.

A and B will each look at a different picture.

First A will describe his/her picture to B. B cannot see A's picture; he/she has to listen and draw the room from the description. B can also ask questions. After 5 minutes, stop and check, and then change places.

*Example:*


A: This is a bedroom. There is a big bed on the left.

B: Is there a lamp next to the bed?

A: No, there isn't. There are shelves next to the bed.



a plant



a picture



a rug



a sofa



Picture A






Picture B:



## 6

## Extra practice/homework

Choose the best answer to complete the sentences about a room.



1. There is a big bed **at / in / of** the room.
2. There **are / be / is** shelves on the left.
3. **It / There / This** is a clock on the wall.
4. There is a desk **after / left / next to** the bed.
5. There is a desk on **a / side / the** right.
6. There is a chair in front **for / of / to** the desk.
7. **Are / Does / Is** there an armchair?
8. No, there **aren't / haven't / isn't** an armchair in the room.



## 7

**Extension**

Read this pronunciation information.

If one word finishes in a consonant sound and the next word starts with a vowel sound, we link them together: ***There's\_a chair***. This makes them sound like one long word.

Practise this dialogue in pairs and pay attention to contractions and linking. How fast can you speak?

- **A:** Is there\_a mirror\_in your room?
- **B:** Yes, there\_is. There's\_a mirror\_in my room, next to the bed.
- **A:** Are there shelves too, in your room?
- **B:** Yes, there\_are. There\_are shelves\_on the left, for my books.
- **A:** Is there\_an\_armchair\_in your room?
- **B:** No, there\_isn't. There's\_a chair\_in front\_of the desk.
- **A:** Is there\_a lamp so you can work\_at night?
- **B:** Yes, there\_is\_a lamp. But\_I go out\_at night!