



University of Jyväskylä



Azim Premji
University

Student Orientation

Anna-Leena Kähkönen, Anna-Mari Aulén, Tamás Péter Szabó

University of Jyväskylä

Sonika Parashar, Tara Kiran Kurre

Azim Premji University

28 October 2024

OVERVIEW

1. Setting the Agenda
2. Agenda 1: Introduction to the Assignment
3. Agenda 2: Know Your Group
4. Conclusion


Setting the Agenda

Course teachers' greetings

Our universities have a formal collaboration agreement.

But we have now something better – collegial support and a possibility to reflect on our ingrained habits and philosophy on teaching.

Hope you will have that experience too!

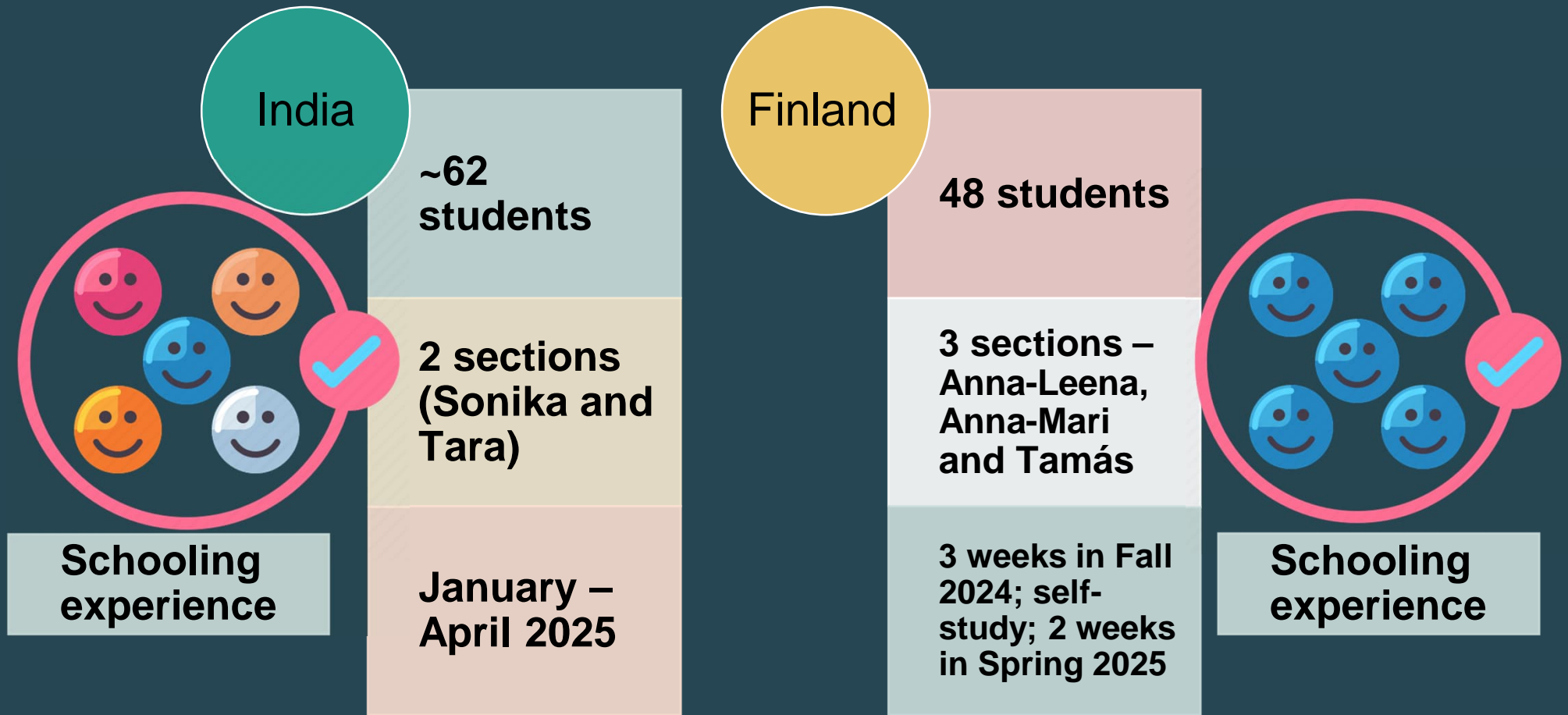


AGENDA 1: Introduction to the Assignment

Objective

to enable a reflection and discussion
around the diverse schooling and
curricular practices in both the countries

Plan (for 2024-25 academic session)



PART 1: Zoom Presentation

PART 2: Reflective Essay/ Podcast/ Etc.



- mid-October
2024

Indian Group



Finnish Group

- 28 October 2024

KYG Meeting



January 2025



Fall 2024



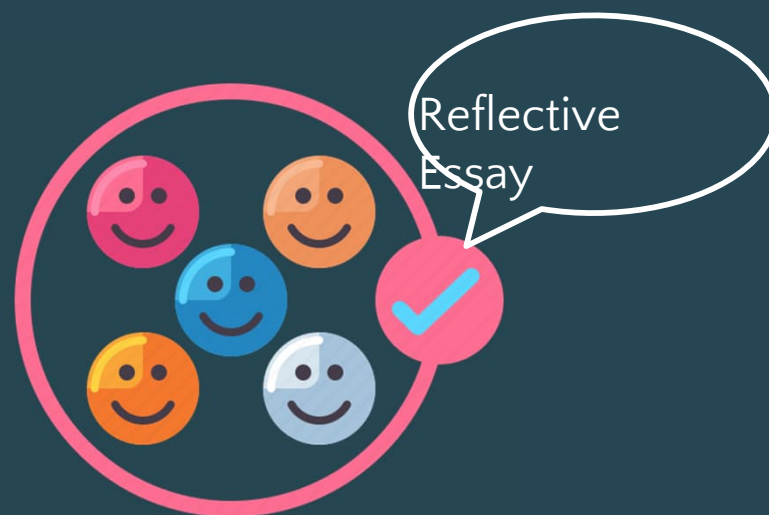
-By 10 February 2025



Present: *A day in the life
of a student in this
school*


Prepare Presentation: *A
day in the life of a
student in this school*

-end February 2025



India

-Spring 2025



Finland



AGENDA 2: Know Your Group

Group tasks for breakouts

1. Share an object (Introduction round)

- a. Pick any one object from your room, backpack, pencil case ... and present it to the rest of your group. Tell your group how it represents you or what it makes you think about.

2. Exchange contact details for the presentation

- a. Discuss your known schedules for late January / early February (DL - February 11)
- b. If you already set a date, reserve enough time (2 hours) and check the time difference using e.g. <https://www.timeanddate.com/worldclock/meeting.html>
- c. Make sure your entire group has everyone's email addresses, Whatsapp group or some way to contact one another
- d. Assign responsibility for checking in about the presentation scheduling

After that you are free to talk about your studies, interests, differences & similarities between IN & FI ... until breakout time is over.

Conclusion

If you had – or in the next steps of the task encounter – any trouble with your groups, **contact your homegroup teacher!** (sooner rather than later)

Your task requires you to create a presentation, but it is equally important to listen and follow up the other presentation with questions to clarify.

The presentation may show you something, but you don't understand why it is the way it is, or how does it effect on the schoolchildren.

Ask your peers! They may not always know either. That's OK, too.

We wish you fruitful meetings in 2025!

Thank you

Questions?

