



Funded by
the European Union



Project No: KA210-SCH-85113F3D

Project Acronym: ECHOES



Project Name: Echoes of Unity: Shaping a Diverse Future Through
Educational Synergy

ACTIVITY 4

Project Slogan and Common Logo

Partner Countries: Spain, Italy, Finland and Türkiye

Partner Schools: CEIP Portal Nou; Liceo Español Cervantes de Roma; Miinan koulu; Suleyman Yazici Imam Hatip Ortaokulu

Funded by the European Union. Views and opinions expressed are however those of the author(s) only and do not necessarily reflect those of the European Union or the European Education and Culture Executive Agency. Neither the European Union nor EACEA can be held responsible for them.

This work is licensed under a Creative Commons Attribution 4.0 International License (CC BY 4.0).

Activity 4: Project Slogan and Common Logo

This activity collected students' slogan and logo designs related to tolerance, cultural diversity, peace, respect, and common values. Students prepared different visual ideas, the works were displayed together, and the most suitable slogan and logo idea was selected as a common project product.

The activity also gave students a chance to express the ECHOES project in their own visual language. Some works used flags, hands, hearts, the Earth, stars, and the European Union circle to show unity between the partner countries.

Activity Aims


- To encourage students to design slogans and logos connected with the project theme.
- To support visual expression around tolerance, respect, peace, and cultural diversity.
- To select one common slogan and logo idea for the project documentation.
- To include examples of student designs that were not selected but still show the project spirit.

Selected Slogan and Common Logo

Selected slogan: Echoes of Unity

The slogan connects the project name with the idea of working together across different schools and countries. It is short, easy to remember, and close to the main message of the project.

The selected logo idea uses hands, flags, stars, and shared colors to show cooperation between students. The design presents unity as something made together, not by one single person or one country.




Selected slogan idea: Echoes of Unity was presented with hands, flags, and project colors.



This logo draft shows hands coming together around the ECHOES name and the idea of unity.

Student Design Process

Students worked on their own slogan and logo ideas in class. They used simple symbols such as flags, hands, hearts, the world, and stars to represent unity and respect.



Students prepared logo and slogan drawings with pencils and colored materials.



Students developed different visual ideas around the slogan Echoes of Unity.



A student worked on a design using the Earth and hands as symbols of unity.



Students created their drafts individually while sharing classroom materials.



Different drafts were prepared before the final logo and slogan idea was chosen.

Display and Selection Process

After the drawings were completed, the works were displayed together. Teachers and students could see different ideas and compare how each design represented the project values.



A student presented the displayed logo and slogan works in the school area.



Student works were displayed together so different ideas could be seen clearly.



A larger display board showed many examples of student logo and slogan designs.



The display included selected and non-selected student works as examples of the project theme.




Teachers reviewed the student works and discussed which idea could represent the project best.




Teachers continued the selection process by looking at the drawings together.

Examples of Student Works

The examples below show how students interpreted the project theme in different ways. Even when a design was not selected as the common logo, it still reflected tolerance, peace, cultural diversity, and shared values.



Student example: hands, bracelets, and the ECHOES name were used to show unity.



Student example: flags, hands, and stars were used to connect the partner countries.

The activity created a shared visual memory for the project. Students did not only draw logos; they also discussed what kind of message should represent their school, their country, and the project partnership.

Conclusion

The Project Slogan and Common Logo activity helped students express the main values of the ECHOES project through visual design and short messages. During the activity, students created different logo and slogan ideas related to tolerance, peace, cultural diversity, respect, and shared values.

By displaying the works and selecting one common product, students had the chance to see different ideas, compare them, and understand that a project identity can be built together.

The selected slogan, Echoes of Unity, became a simple and clear message for the project because it reflects cooperation between partner schools and countries. The activity also showed that student works, even when they were not selected, can still contribute to the common spirit of the project.