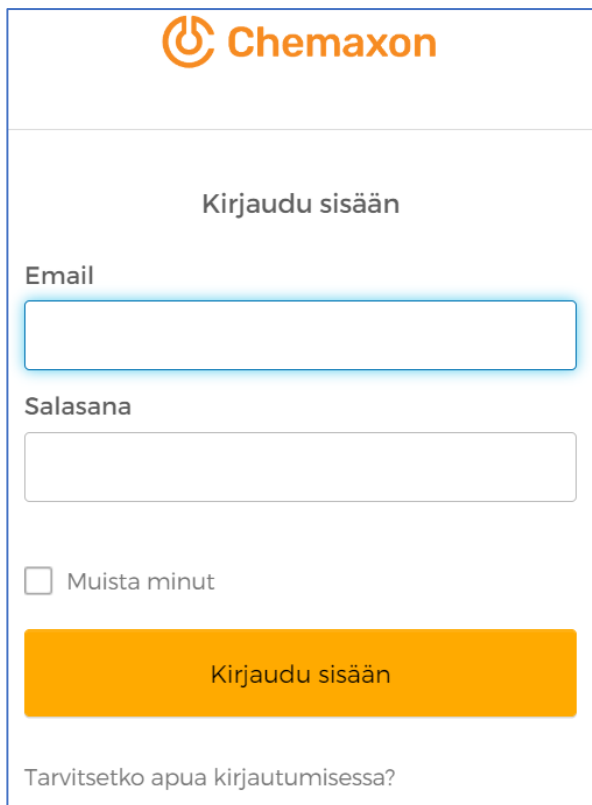
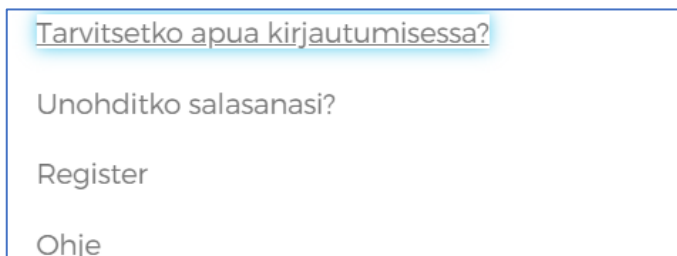


1. Mene sivulle <https://chemaxon.com/> ja LOG IN



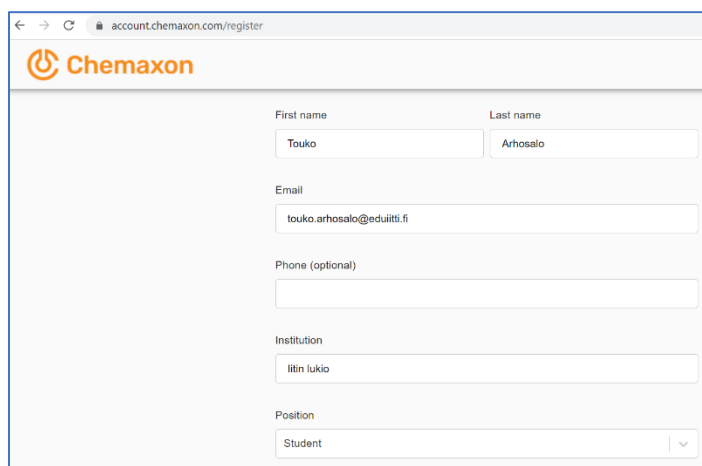
The screenshot shows the Chemaxon login page. At the top is the Chemaxon logo. Below it is the heading "Kirjaudu sisään". There are two input fields: "Email" and "Salasana". Below the "Salasana" field is a checkbox labeled "Muista minut". A large orange button labeled "Kirjaudu sisään" is positioned below the checkbox. At the bottom of the form area, there is a link that says "Tarvitsetko apua kirjautumisessa?".

2. Paina Tarvitsetko apua... ja Register



The screenshot shows a section of the page with a link "Tarvitsetko apua kirjautumisessa?" highlighted in blue. Below this link are three other links: "Unohditko salasiasi?", "Register", and "Ohje".

3. Rekisteröidy



The screenshot shows the registration page in a browser. The browser address bar shows "account.chemaxon.com/register". The Chemaxon logo is at the top. The registration form includes the following fields: "First name" (filled with "Touko"), "Last name" (filled with "Arhosalo"), "Email" (filled with "touko.arhosalo@eduitti.fi"), "Phone (optional)", "Institution" (filled with "Iitin lukio"), and "Position" (a dropdown menu with "Student" selected).

4. Mene lukemaan sähköpostit:

Hi Touko,

We are now using Okta, an even more secure platform and smooth account handling for all Chemaxon applications.

We have created your Chemaxon Okta user account.
Click the following link to activate it:

[Activate Chemaxon Okta Account](#)

This link expires in 30 days.

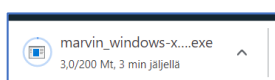
Your username is touko.arhosalo@eduiitti.fi

5. Klikkaa Activate...
6. Aseta salasana. Älä käytä samaa salasanaa jota olet käyttänyt muissa palveluissa.
7. Kirjaudu sisään uudelleen <https://chemaxon.com/> ja LOG IN
8. Etsi Products-kohdasta Marvin download <https://chemaxon.com/products/marvin>

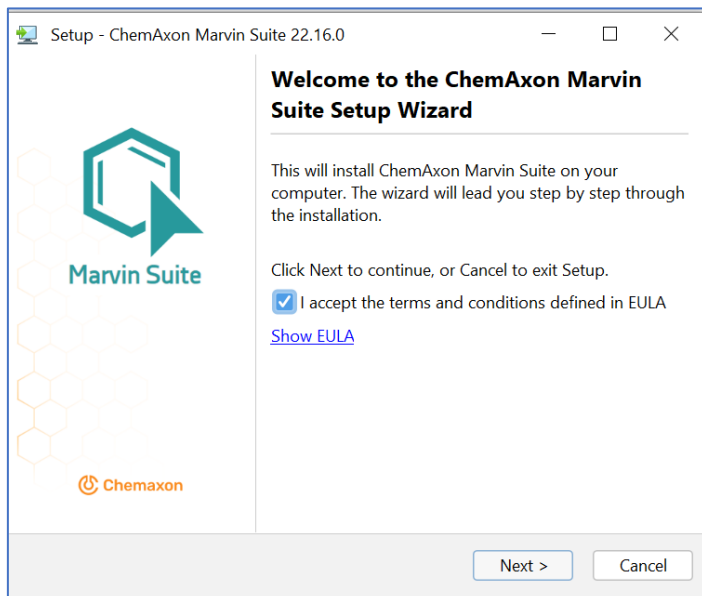
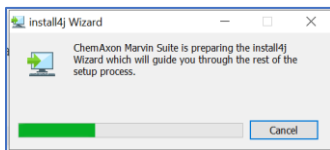
The screenshot shows the Chemaxon website's products page. The URL in the browser is chemaxon.com/products. The navigation menu includes PRODUCTS, SOLUTIONS, SUPPORT, and COMPANY. The main content area features three product cards: Instant JChem (Chemical data management from A to Z on desktop), Markush Editor (Smart assistant for Markush claim drafting on desktop), and Marvin (THE chemical editor on desktop). Each card has a 'LEARN MORE' and 'DOWNLOAD' button.

The screenshot shows the Marvin download page. The title is 'Download Marvin' and the version is 'Version 22.16'. There is a prominent orange button that says 'DOWNLOAD LATEST FOR WINDOWS (MARVIN .EXE (64 BIT))'. Below the button, it states: 'By downloading, you automatically accept our End User License Agreement.'

odottele lataus voi kestää...

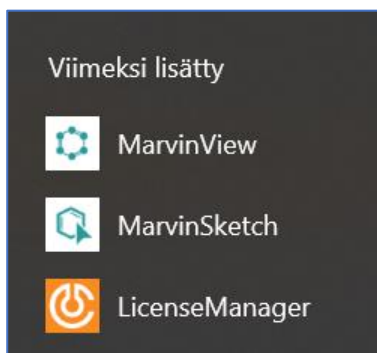


9. Käynnistä asennusohjelma



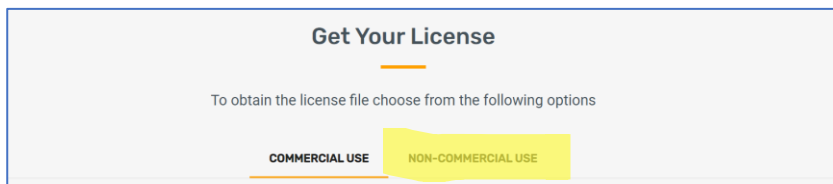
Valitaan Standard installation..

Kun asennus valmis, sinulla on alla olevat ohjelmat



Mistä lisenssi?

10. Scrollaa asennussivulla <https://chemaxon.com/products/marvin/download> kohtaan...



11. Valitse NON-COMMERCIAL USE

