

## Find a word

Find the words and solve the puzzle.

Words:

- |             |             |           |
|-------------|-------------|-----------|
| recycle     | clean       | reduce    |
| compost     | save        | earth     |
| reuse       | beach       | sort      |
| environment | river       | resources |
| prevention  | park        | recovery  |
| pollution   | sustainable | community |



W H C R W N P J E H G F S G Q  
 K U O N G O R C L E A N U W W  
 B A R W E A E R E U S E S O K  
 H E T M N R V E N E Y C T X E  
 F I A Z E E E N K Z U O A P A  
 V R I C V C N V S B A M I O R  
 X E B R H O T I O A Y P N L T  
 H S Y E C V I R N T U O A L H  
 X O P C E E O O I S M S B U L  
 R U O Y B R N N T Q O T L T Z  
 E R A C O Y U M R S O R E I D  
 D C X L O M B E H W A P T O T  
 U E E E M G V N X J T V A N P  
 C S K O V I Y T X J Y S E R X  
 E Q C C R W K U N H J X P N K



# Waste education Activity sheet

Australia is the second largest producer of waste in the world after the USA.



= Produces **650kg Waste** per year which would fill



## Draw an arrow to match these words with their meanings:

You can reduce the amount of waste you produce by saying 'ARRR' to waste – Avoid, Reduce, Re-use, Recycle when buying things or deciding what to do with unwanted things.



**Avoid**

**Reduce**

**Reuse**

**Recycle**



To process materials to make new products using the natural resource again



Say 'no' to products you don't really need or want - e.g. say no to plastic bags




To buy products with less packaging, or recyclable packaging - e.g. loose fruit and vegetables



To reuse a product for the original or some other purpose - e.g. re-use icecream containers or glass jars

1. Avoid 2. Reduce 3. Reuse 4. Recycle

## What happens to the material in each bin after it is collected by the trucks?



Follow the truck to its destination


**Recycling bin**  
for recyclables




**Garbage bin**  
for scrunchy plastics, food waste, nappies and other non-recoverable items.



**Green waste bin**  
for garden waste




It's important to recycle other household items too. For example:



Household batteries, light globes, and mobile phones can be recycled at some of our Lake Mac libraries and The Community Recycling Centre (CRC)



Paint, oil and all batteries at the Community Recycling Centre at Awaba



Electronic waste (E-waste) can be put in a separate pile on your bulk waste pick up and it will be recycled or it can be taken to the Community Recycling Centre



Unwanted clothes can be donated to charities.



For more information contact Council on 4921 0333





## What can go in my bins? Draw a line from the item to the right bin



**Did you know?**  
Plastic bottles take up to 1000 years to break down in landfill.

**Don't put your recycling into plastic bags!**



**Garbage:** plastic bags, food waste, cups and saucers, plastic wrappers, napkins, paper towel, tissues  
**Recycling:** glass bottles, plastic containers, tins and cans, cardboard boxes  
**Green Waste:** weeds, leaves

## Did you know?

Recycled materials are used to make all kinds of things. Look below to see what is made from things you recycle.

Recycled item:	Recycled into:	Natural Resource saved:
Steel cans	Cans, bikes, nails, cars, whitegoods	Iron ore
Glass bottles and jars	Bottles and jars, tiles, fibreglass, aggregate	Sand, limestone
Plastic bottles	Bottles, carpet, containers, clothes, decks	Crude oil
Newspaper and cardboard	Pens, pencils, paper, cereal boxes	Trees
Tyres	Bulletin boards, mats, mulch, hoses	Natural rubber, crude oil
Garden waste	Compost, mulch	Trees

## Luke is putting his recycling out. Can you spot 10 differences?



Image courtesy of Remondis - Central Coast Region

1. teeth 2. eyebrow 3. newspaper picture 4. wine bottle label 5. cereal bowl colour 6. cap badge 7. smile on card 8. extra freckle 9. extra freckle 10. button on shirt collar

## Why should we recycle?



put waste in the bin so it doesn't end up in the ocean and helps keeps my home clean

