
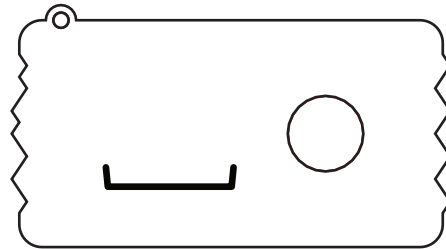

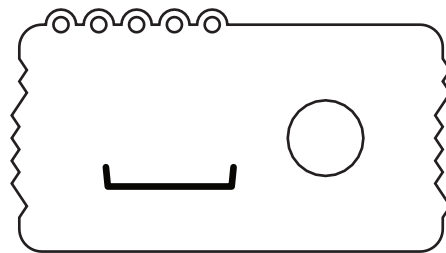





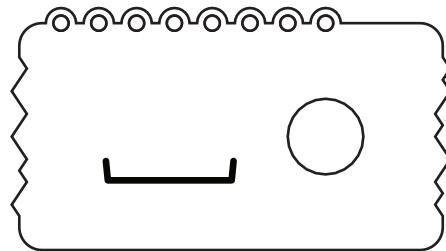
=




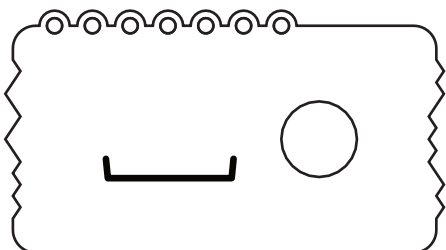
=

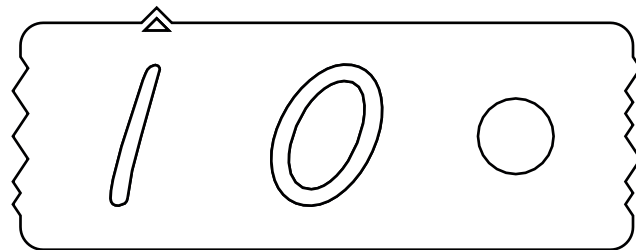
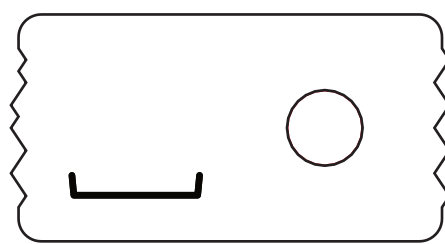
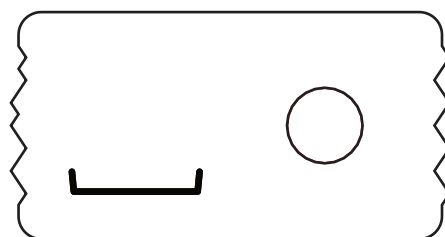
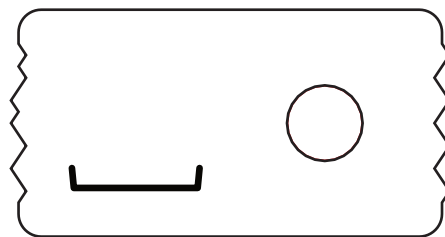
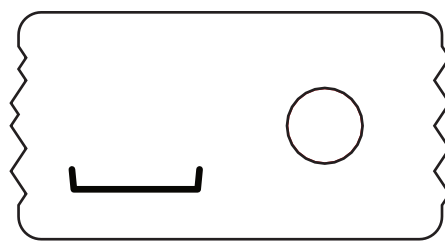

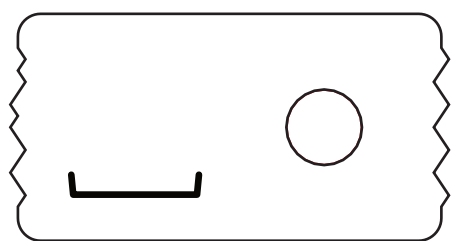
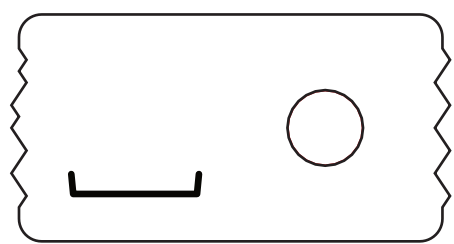





=



=

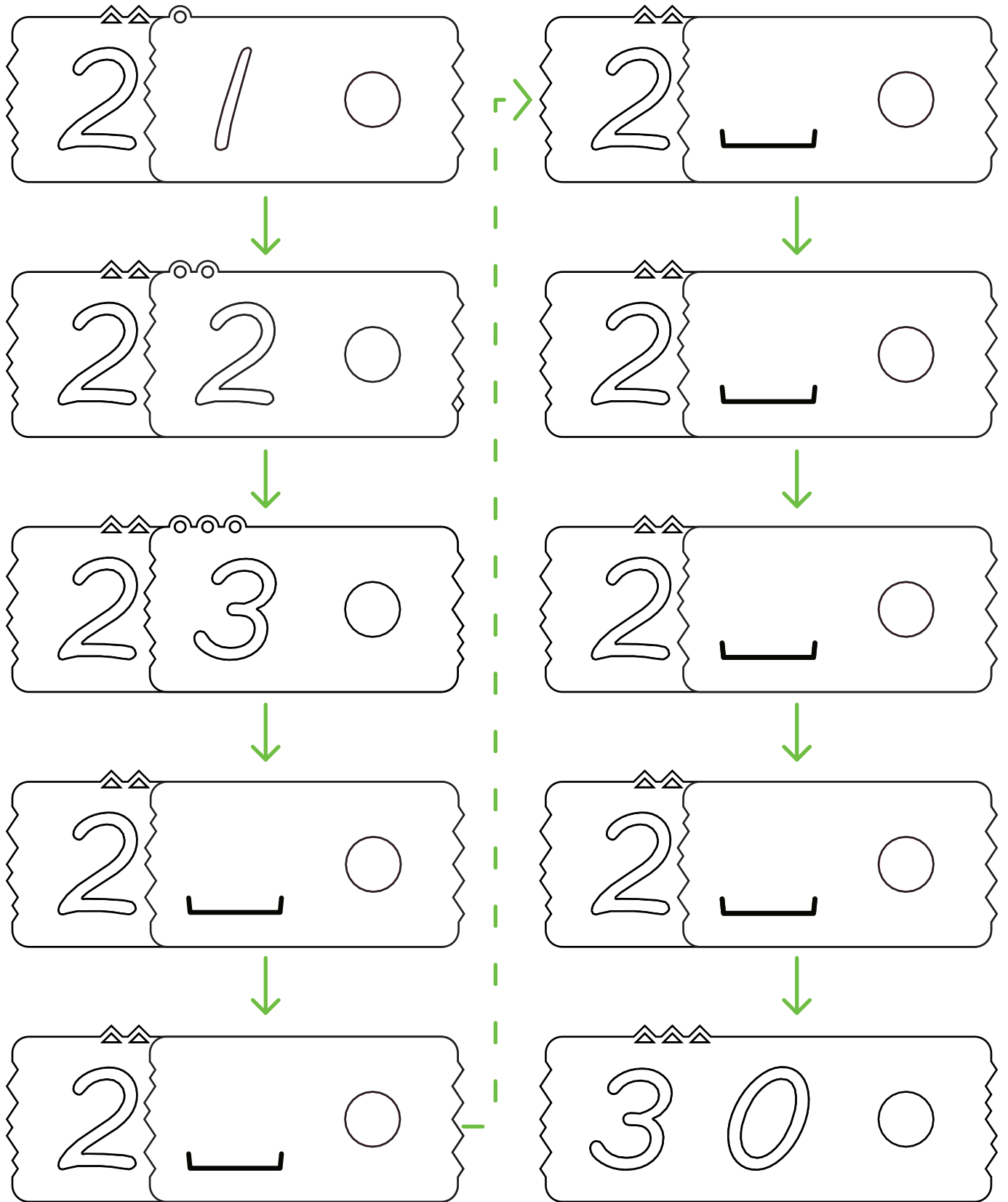


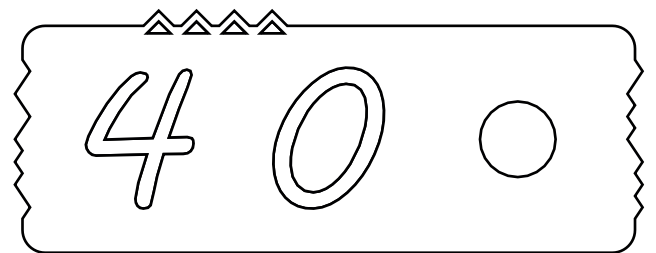
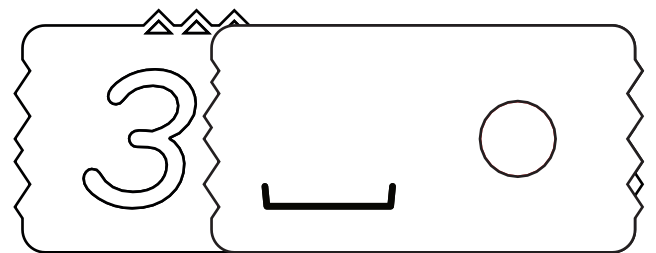
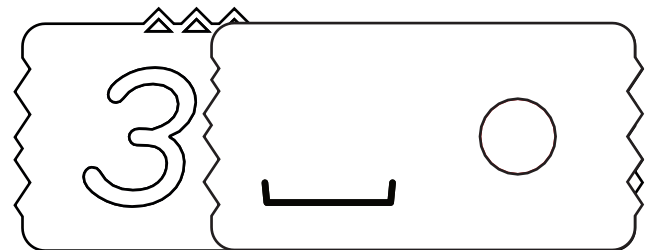
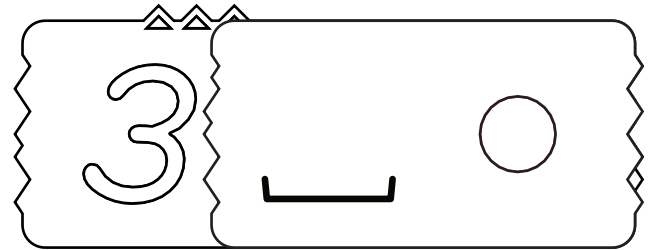
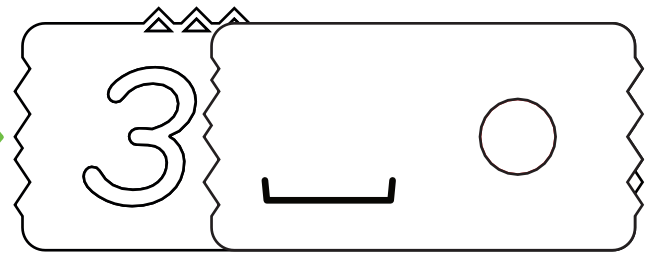
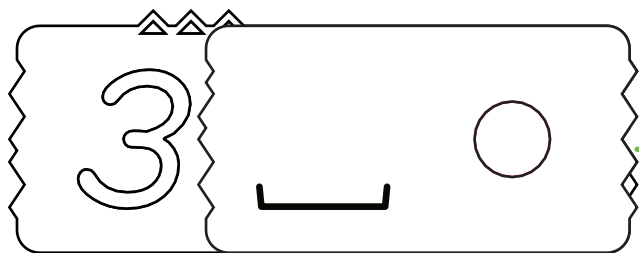
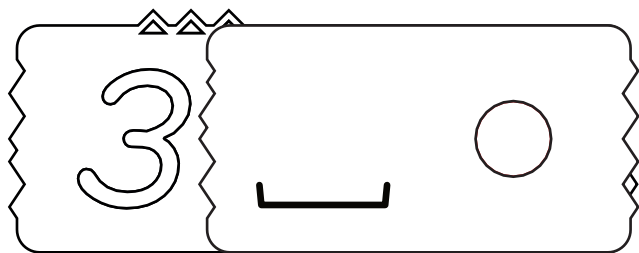


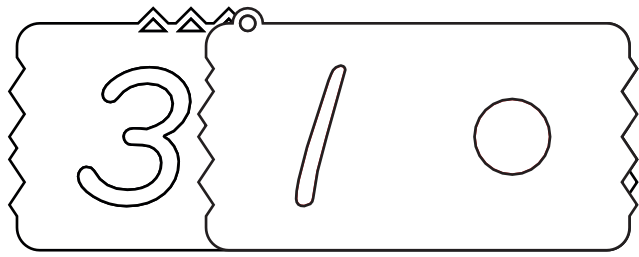


The image displays a sequence of 10 cards arranged in two columns of five. Each card is a rounded rectangle with a wavy bottom edge, divided into three sections. The left section contains a vertical line with a small triangle at the top. The middle section contains a bracket. The right section contains a circle. The sequence of cards is as follows:

- Row 1: Left card shows the number 1. Right card shows the number 1, a bracket, and a circle.
- Row 2: Left card shows the number 2. Right card shows the number 1, a bracket, and a circle.
- Row 3: Left card shows the number 3. Right card shows the number 1, a bracket, and a circle.
- Row 4: Left card shows a bracket and a circle. Right card shows the number 1, a bracket, and a circle.
- Row 5: Left card shows a bracket and a circle. Right card shows the number 2, the number 0, and a circle.

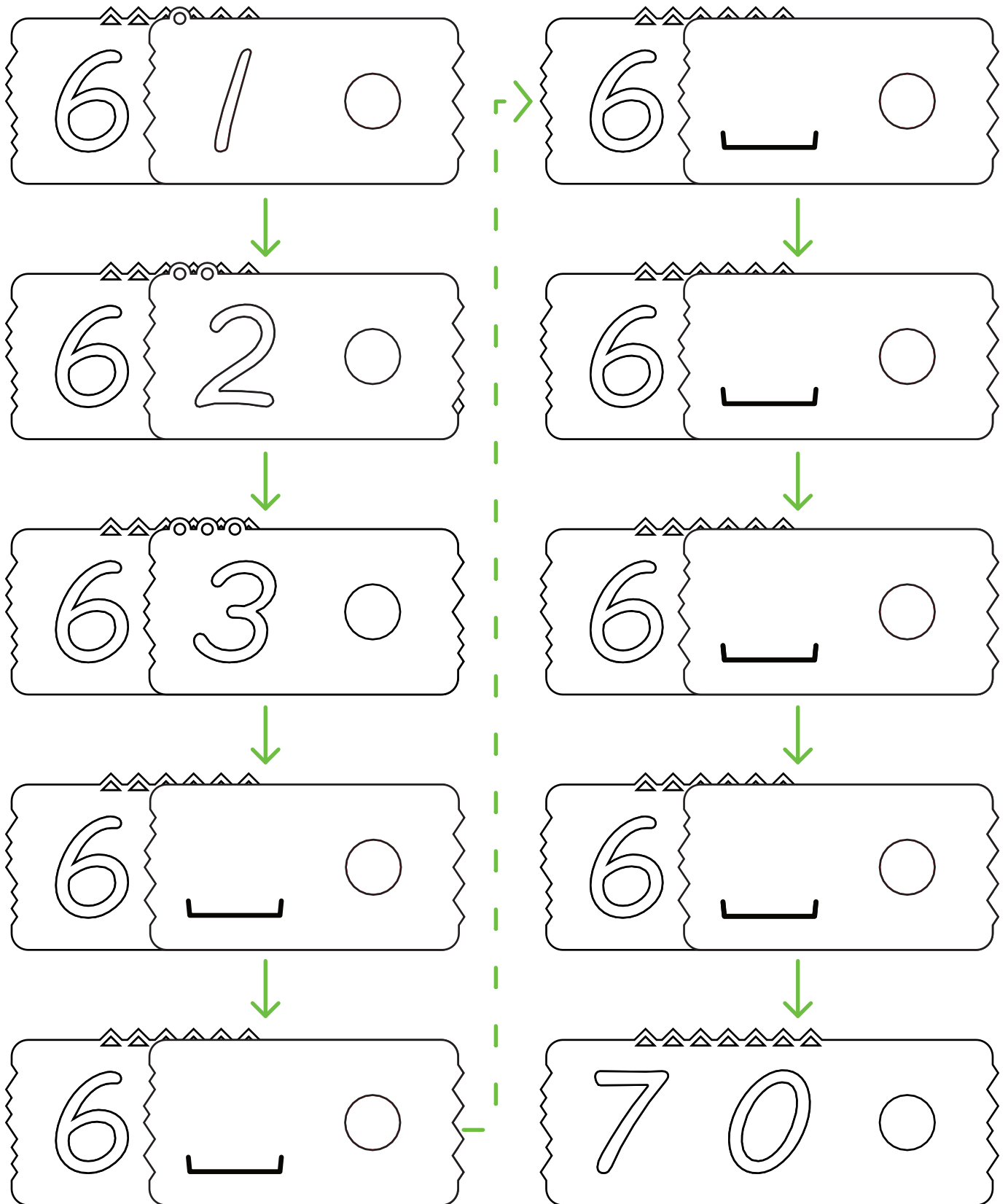
Green arrows point downwards between each row in both columns. A dashed green arrow points from the top of the left column to the top of the right column.

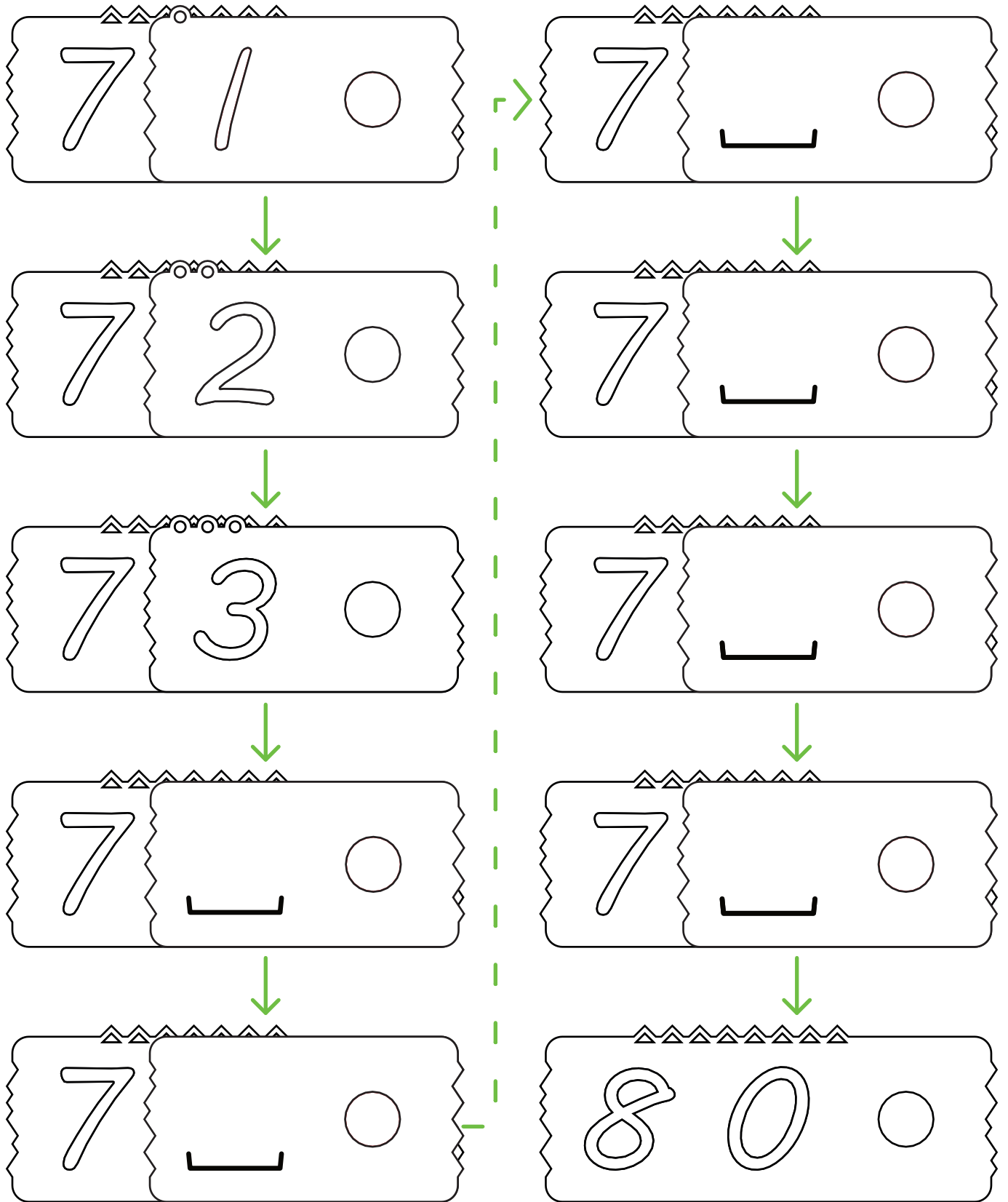


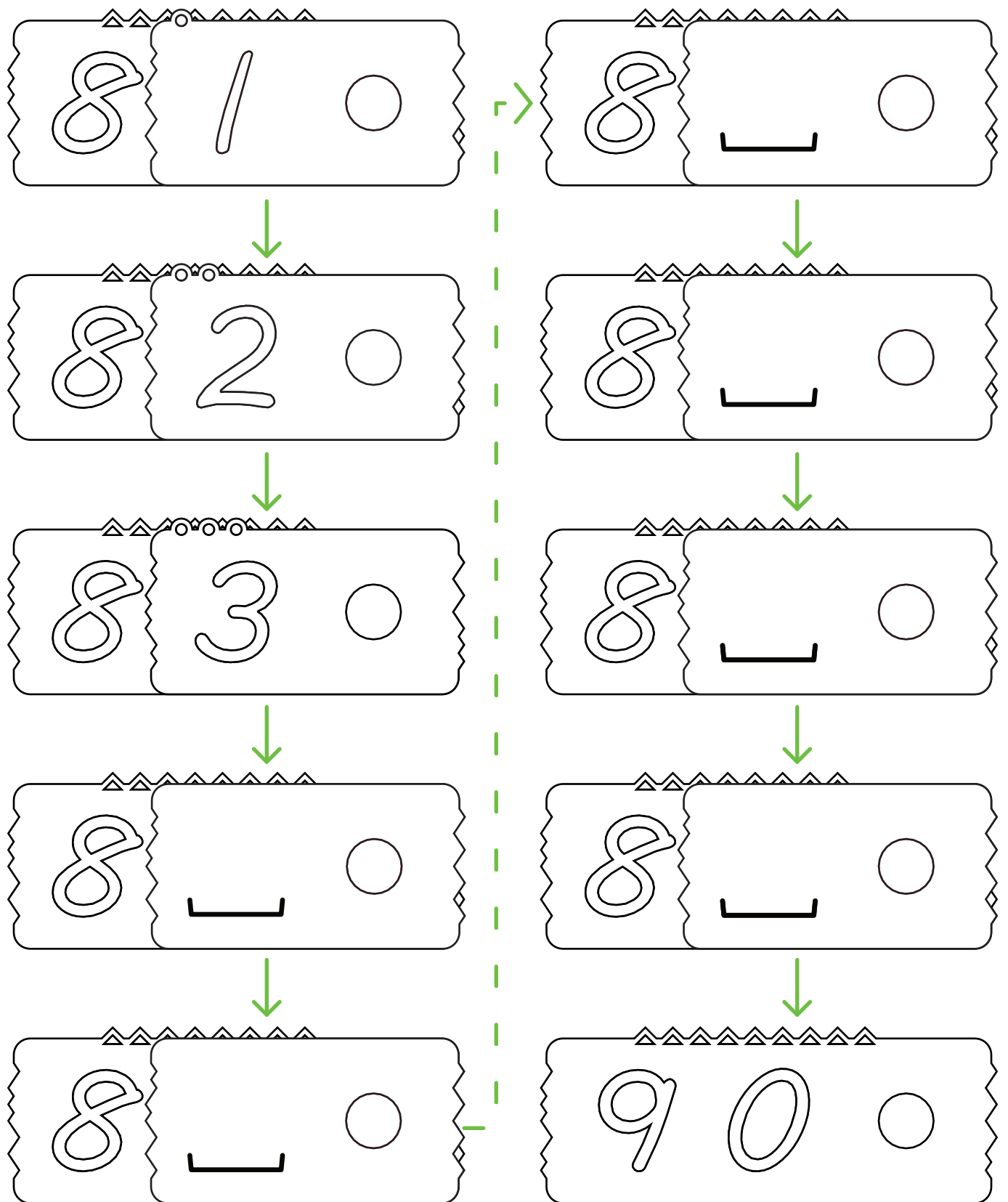


The image displays a sequence of 10 cards arranged in two columns of five. Each card is a rounded rectangle with a decorative top edge. The left column contains the numbers 41, 42, 43, 44, and 45. The right column contains a sequence of cards: the first three have a bracket and a circle, the fourth has a bracket and a circle, and the fifth has the number 50 and a circle. Green arrows point downwards between each row in both columns. A dashed green line runs vertically between the two columns.


The image displays a sequence of ten cards, arranged in two columns of five. Each card is a rounded rectangle with a decorative top edge. The left column contains the numbers 51, 52, 53, 54, and 55. The right column contains the numbers 56, 57, 58, 59, and 60. Each number is followed by a vertical line and a circle. The numbers 51, 52, and 53 are shown in a large, hollow font. The numbers 54, 55, 56, 57, 58, and 59 are shown in a smaller, hollow font. The number 60 is shown in a large, hollow font. A dashed green line runs vertically down the center, separating the two columns. Green arrows point downwards between the rows, and a green arrow points from the 55 card to the 60 card.

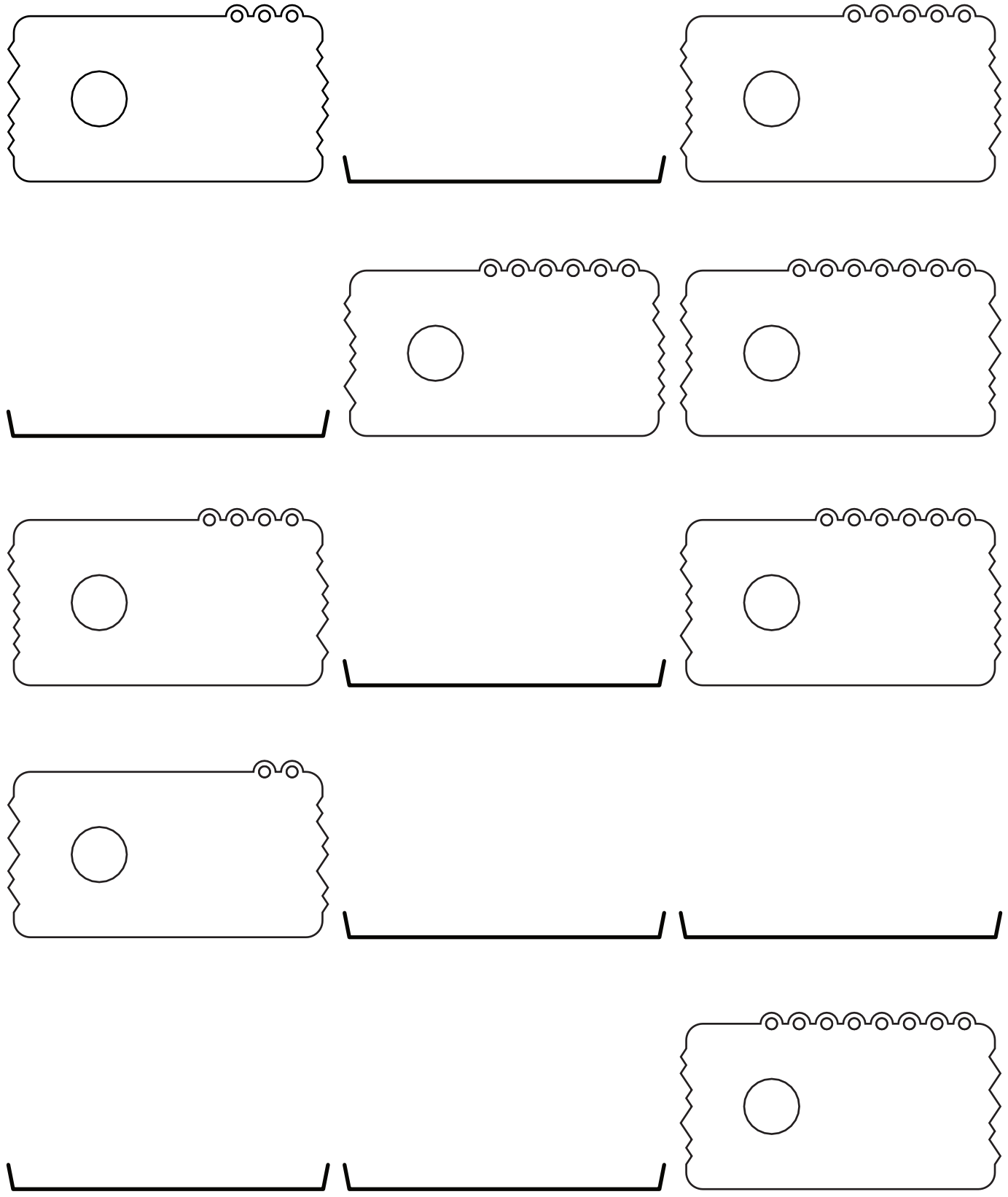











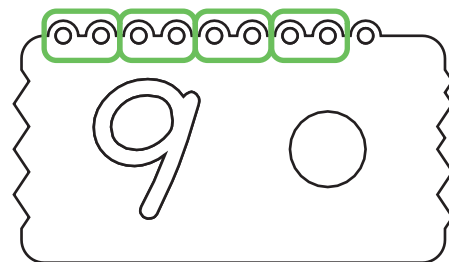


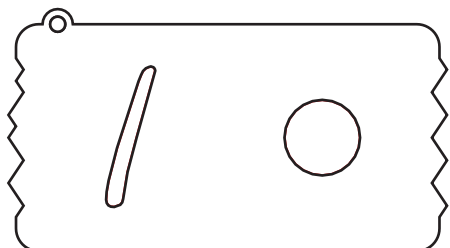
A grid of ten cards for a number matching game. Each card has a '9' on the left and a circle on the right. The middle section is a flap that can be flipped. The top row shows the flap with '1' and a small circle above it. The second row shows the flap with '2'. The third row shows the flap with '3'. The bottom three rows show the flap with a bracket. A dashed green line runs vertically between the two columns of cards. Green arrows indicate the sequence of cards from top to bottom in each column.










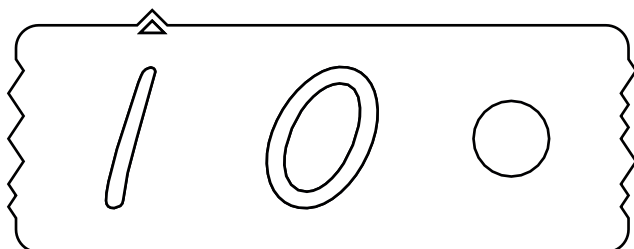


The image displays a sequence of ten cards arranged in two columns. The left column contains five cards: the first has a '1' with a triangle above it and a '4' with three circles above it; the second has a '1' with a triangle and a '3' with three circles; the third has a '1' with a triangle and a '2' with two circles; the fourth and fifth are blank cards with a bracket on the left and a circle on the right. The right column contains five cards: the first has a bracket on the left and a circle on the right; the second, third, and fourth are blank cards with a bracket on the left and a circle on the right; the fifth is a blank card with a bracket on the left. A dashed vertical line separates the two columns, with a right-pointing arrow at the top. Green arrows indicate the downward sequence of cards in each column.



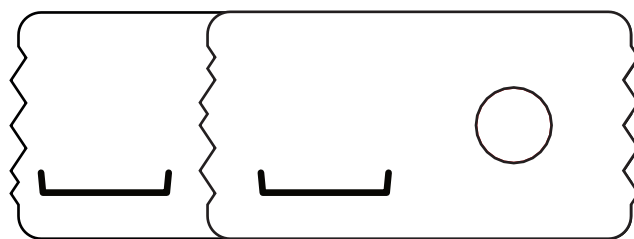
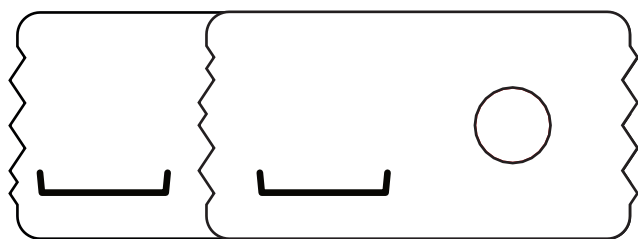
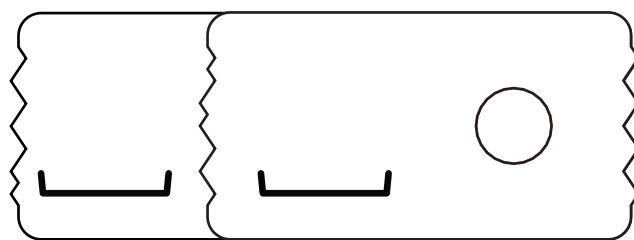
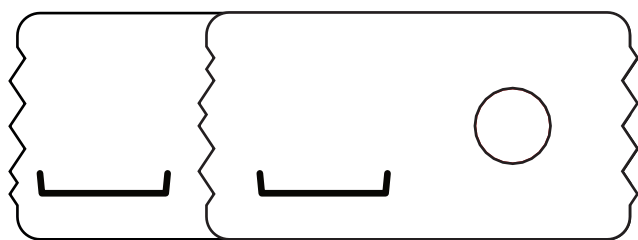
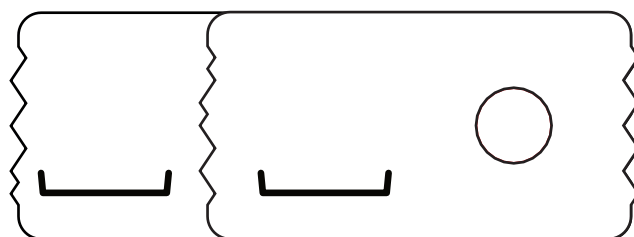
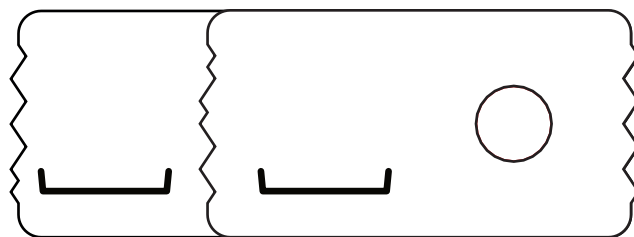

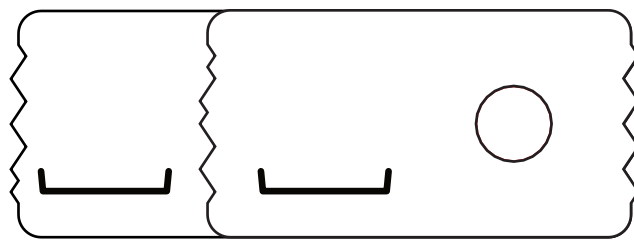
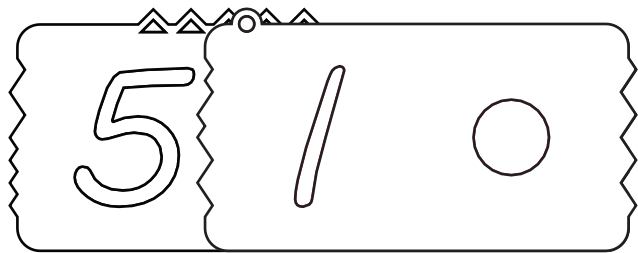


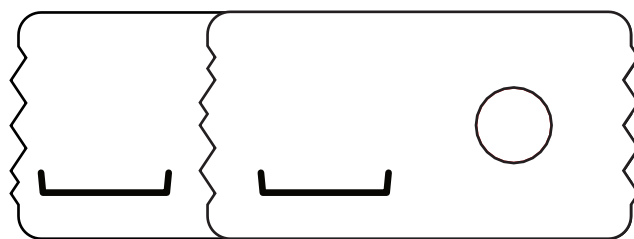
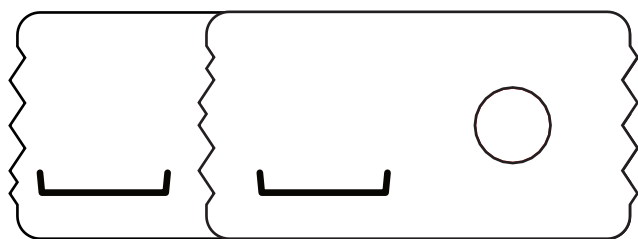
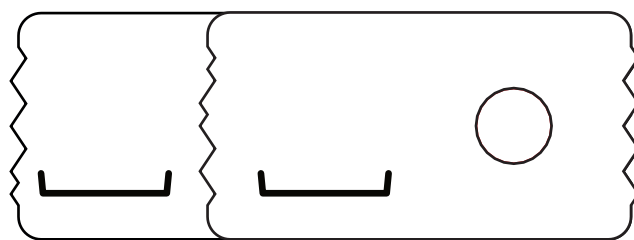
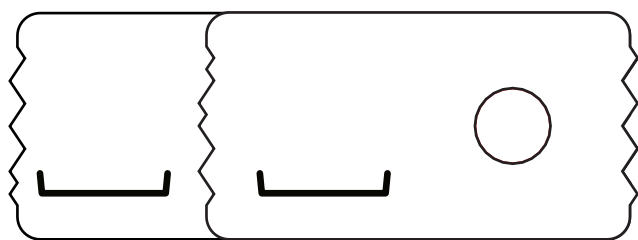
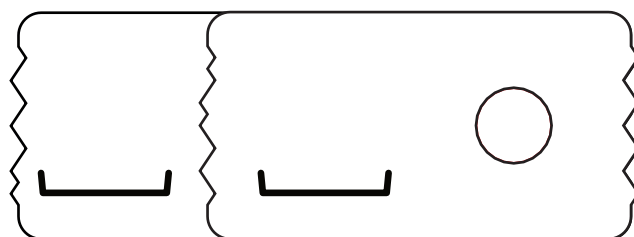

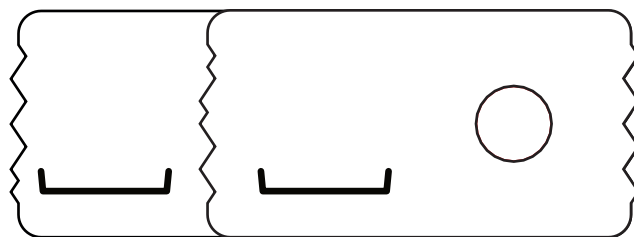

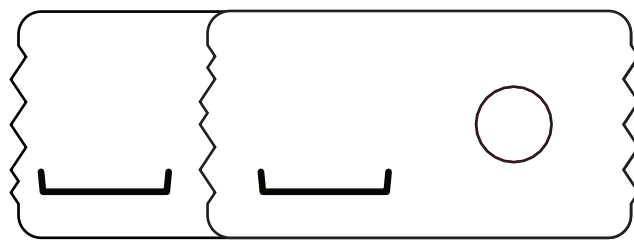
$\Delta =$ 



The image displays a sequence of five rows, each containing two boxes. The left column shows the numbers 2, 4, and 6 with their stroke order indicated by small circles and arrows. The right column shows the same numbers with brackets indicating the start and end of each stroke. A dashed green arrow points from left to right between the two columns. Green arrows point downwards between rows.

The image displays a sequence of cards in two columns. The left column contains five cards: the first has the number '1' and a circle; the second has '3' and a circle; the third has '5' and a circle; the fourth has a bracket and a circle; the fifth has a bracket and a circle. The right column contains five cards: the first has a bracket, a bracket, and a circle; the second has a bracket, a bracket, and a circle; the third has a bracket, a bracket, and a circle; the fourth has a bracket, a bracket, and a circle; the fifth has a bracket, a bracket, and a circle. Green arrows point downwards between rows, and a dashed green arrow points from the first card of the left column to the first card of the right column.





The puzzle consists of two columns of five cards each. The left column contains the numbers 3, 6, 9, and two blank cards. The right column contains two legs and a circle for the first three rows, and two legs and a circle for the last two rows. A dashed green arrow points from the first row to the second, and a solid green arrow points from the second row to the third. A vertical dashed green arrow runs down the center.

The image displays a sequence of 10 calendar pages arranged in two columns of five. A vertical dashed green line separates the two columns. Each calendar page has a circular hole on the right side. The first three pages in the left column show the numbers 1, 4, and 7 respectively. Below each of these pages is a bracketed shape. The first page has one bracket, the second has two, and the third has three. The remaining pages in both columns are blank, with the last page in the right column containing a question mark. Green arrows point downwards between each page in both columns, and a green arrow points from the first page to the second page in the right column.

The puzzle consists of two columns of five cards each. The cards are connected by a vertical dashed line with a right-pointing arrow at the top and bottom. Each card has a scalloped edge and a circle on the right side. The sequence of cards is as follows:

- Row 1: Left card shows the number 8 and a circle. Right card shows two brackets and a circle.
- Row 2: Left card shows two slanted lines and a circle. Right card shows two brackets and a circle.
- Row 3: Left card shows a slanted line and the number 4 with a circle. Right card shows two brackets and a circle.
- Row 4: Left card shows two brackets and a circle. Right card shows two brackets and a circle.
- Row 5: Left card shows two brackets and a circle. Right card shows two brackets and a circle.

The image displays a sequence of cards in two columns. The left column contains five cards: the first has the number 4 and a circle; the second has the number 8 and a circle; the third has the numbers 1 and 2 and a circle; the fourth has a bracket and a circle; the fifth has a bracket and a circle. The right column contains five cards: the first has a bracket and a circle; the second has a bracket and a circle; the third has a bracket and a circle; the fourth has a bracket and a circle; the fifth has a bracket and a circle. A dashed green line runs vertically between the two columns. Green arrows point downwards between each row of cards, and a green arrow points from the first card of the left column to the first card of the right column.

The image displays a sequence of 10 cards arranged in two columns and five rows. A dashed green line separates the two columns. Green arrows point downwards between each row in both columns, indicating the order of use. The first row shows a card with the number 5 on the left and a circle on the right. The second row shows a card with the number 9 on the left and a circle on the right. The third row shows a card with the numbers 1 and 3 on the left and a circle on the right. The fourth and fifth rows show empty cards with a bracket on the left and a circle on the right.

The activity consists of two columns of five cards each, separated by a vertical dashed line. The left column shows the numbers 5, 10, and 15 in a sequence, with the 10 and 15 cards split into two parts. The right column shows the corresponding number of brackets and circles for each number. Green arrows indicate the sequence from top to bottom.

- Row 1: Card with number 5 and 1 circle. Card with 2 brackets and 1 circle.
- Row 2: Card with number 10 and 1 circle. Card with 2 brackets and 1 circle.
- Row 3: Card with number 15 and 1 circle. Card with 2 brackets and 1 circle.
- Row 4: Card with 2 brackets and 1 circle. Card with 2 brackets and 1 circle.
- Row 5: Card with 2 brackets and 1 circle. Card with 2 brackets and 1 circle.

3, 8, 13, ?

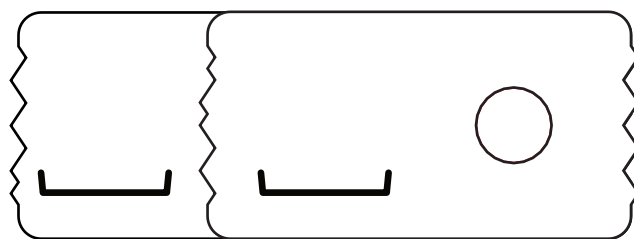
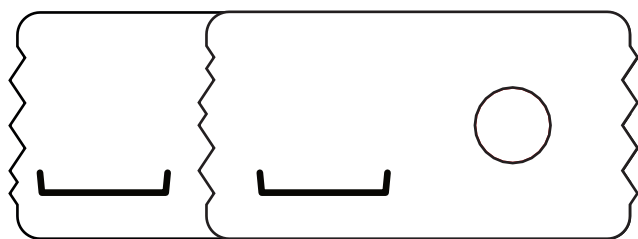
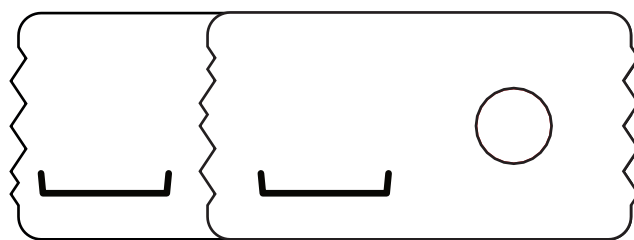
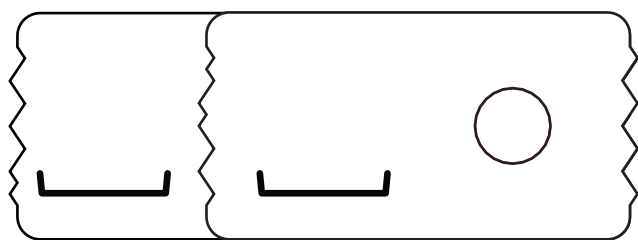
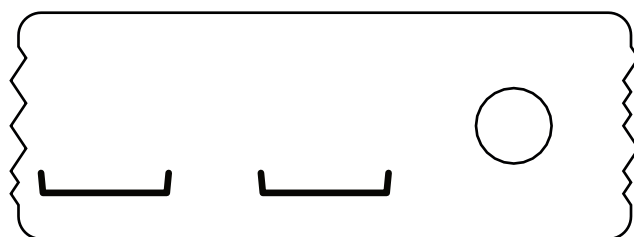
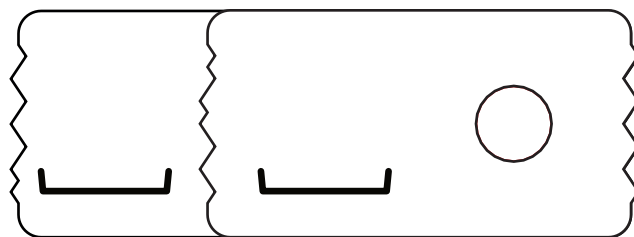

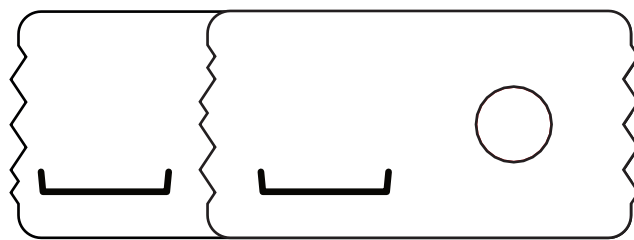
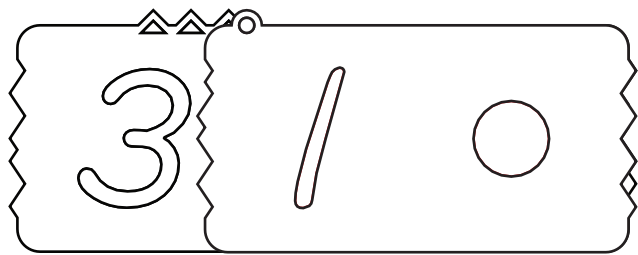
The puzzle consists of two columns of five cards each. The left column shows the numbers 6, 12, and 18 in a stylized font. The first two digits of each number are on separate cards, and the third digit is on a separate card. The right column shows the same numbers in a simple font, also with the first two digits on separate cards and the third digit on a separate card. Below each number is a card with two brackets and a circle. A dashed green arrow points from the top-left card to the top-right card. Green arrows indicate the sequence from top to bottom in each column.

The activity consists of two columns of five boxes each, separated by a vertical dashed line. Each box is divided into three sections. The left section contains a number or a dot-marker pattern, the middle section contains a dot-marker pattern, and the right section contains a circle. Green arrows indicate the sequence of steps.

- Row 1: Left box shows the number 1 with a triangle at the top and a circle at the bottom. Middle box shows the number 1 with a circle at the bottom. Right box shows a circle.
- Row 2: Left box shows the number 7 with a triangle at the top and a circle at the bottom. Middle box shows the number 7 with a circle at the bottom. Right box shows a circle.
- Row 3: Left box shows the number 2 with a triangle at the top and a circle at the bottom. Middle box shows the number 3 with a circle at the bottom. Right box shows a circle.
- Row 4: Left box shows a dot-marker pattern (a horizontal line with a small vertical line on the left). Middle box shows a dot-marker pattern (a horizontal line with a small vertical line on the left). Right box shows a circle.
- Row 5: Left box shows a dot-marker pattern (a horizontal line with a small vertical line on the left). Middle box shows a dot-marker pattern (a horizontal line with a small vertical line on the left). Right box shows a circle.

The image contains a 5x2 grid of boxes. The left column shows the numbers 7, 14, and 21 with stroke order arrows. The right column shows boxes with brackets and circles for the next three numbers in the sequence. A dashed green arrow points down the center.

7	○	[]	[]	○	
1	4	○	[]	[]	○
2	1	○	[]	[]	○
[]	[]	○	[]	[]	○
[]	[]	○	[]	[]	○



The image displays a 5x2 grid of boxes for a number sequence puzzle. The left column contains the numbers 8, 16, and 24, followed by two empty boxes. The right column contains two empty boxes, followed by two empty boxes, followed by two empty boxes. A dashed green arrow points from the top of the left column to the top of the right column. Green arrows indicate the flow from top to bottom in each column.

The image contains a 5x2 grid of boxes. The left column shows a sequence of numbers: 23, 31, 39, and two empty boxes. The right column shows a sequence of brackets and a circle: [] [] (), and four empty boxes. A dashed green arrow points from the first row to the second, and a solid green arrow points from the second to the third. A vertical dashed green arrow runs down the center.

The image displays a sequence of number cards for a dot-marker activity, arranged in two columns and five rows. A dashed green line separates the two columns. Green arrows indicate the sequence from top to bottom in each column.

Column 1 (Left):

- Row 1: Card with the number 9 and a circle. A green arrow points down to the next row.
- Row 2: Card with the number 18 and a circle. A green arrow points down to the next row.
- Row 3: Card with the number 27 and a circle. A green arrow points down to the next row.
- Row 4: Card with two brackets and a circle.
- Row 5: Card with two brackets and a circle.

Column 2 (Right):

- Row 1: Card with two brackets and a circle. A green arrow points down to the next row.
- Row 2: Card with two brackets and a circle. A green arrow points down to the next row.
- Row 3: Card with two brackets and a circle. A green arrow points down to the next row.
- Row 4: Card with two brackets and a circle. A green arrow points down to the next row.
- Row 5: Card with two brackets and a circle.

The activity consists of two columns of cards. The left column contains three cards with numbers 7, 16, and 25, followed by two blank cards. The right column contains five cards, each with a dot-marker pattern corresponding to the number on the left. A dashed green line runs vertically between the two columns. Green arrows point downwards between each row of cards, indicating the sequence of the activity.

The image displays a 5x2 grid of boxes used for a number sequence puzzle. Each box is divided into two sections by a vertical line. The left section contains a number, and the right section contains a circle. The sequence of numbers in the left column is 12, 22, 32, and the sequence in the right column is 12, 22, 32, and a question mark. The boxes are connected by a vertical dashed line in the center, and green arrows indicate the downward flow of the sequence.

12	?
22	?
32	?
?	?
?	?

